

Fiscal Year 2015-2016

Louisville Metro Recommended Budget

Greg Fischer, Mayor

Ellen Hesen, Chief of Staff



Metro Council

District 1	Jessica Green
District 2	Barbara Shanklin
District 3	Mary C. Woolridge
District 4	David Tandy
District 5	Cheri Bryant Hamilton
District 6	David James
District 7	Angela Leet
District 8	Tom Owen
District 9	Bill Hollander
District 10	Steve Magre
District 11	Kevin Kramer
District 12	Rick Blackwell
District 13	Vicki Aubrey Welch
District 14	Cindi Fowler
District 15	Marianne Butler
District 16	Kelly Downard
District 17	Glen Stuckel
District 18	Marilyn Parker
District 19	Julie Denton
District 20	Stuart Benson
District 21	Dan Johnson
District 22	Robin Engel
District 23	James Peden
District 24	Madonna Flood
District 25	David Yates
District 26	Brent Ackerson



This Page Left Intentionally Blank



**OFFICE OF THE MAYOR
LOUISVILLE, KENTUCKY**

GREG FISCHER
MAYOR

May 28, 2015

Dear Fellow Citizens and Metro Council Members:

My proposed FY16 budget works to ensure that all our citizens feel connected to each other and to our city's success. Because of the strategic choices we have made during the last four years and the turnaround we have seen in our economy since the Great Recession, we have opportunities to make targeted investments in infrastructure, career creation, education and public safety.

In order to create the modern, well-maintained city our citizens and businesses demand, I am proposing the highest level of funding since I've been in office for road paving, sidewalk repair, and bike lane expansion, as well as investments to maintain and grow our historic park system. I'm also investing in our public safety infrastructure by upgrading the emergency radio system and rolling out on-officer cameras throughout Louisville.

To help create the stable, educated and healthy workforce needed for a 21st Century global economy, I propose to assist in the construction of affordable housing for our families, funding to help us get to our 2020 health goals, and several education initiatives, including a new South Central Regional Library, 1,000 Books Before Kindergarten program, Kindergarten Boot Camps, continued support for the 55,000 Degrees initiative and youth programming at our community centers.

We are one city, one family, and indeed, if we are going to thrive and flourish, One Louisville. With this \$873 million plan, including \$560 million in General Fund, we have sewn the numerous investment threads to make a whole cloth called Louisville.

Sincerely,

Greg Fischer
Mayor

WWW.LOUISVILLEKY.GOV

LOUISVILLE METRO HALL 527 WEST JEFFERSON STREET LOUISVILLE, KENTUCKY 40202 502.574.2003



This Page Left Intentionally Blank

TABLE OF CONTENTS

Louisville Metro Government Organization Chart	1
Distinguished Budget Presentation Award	3
Budget/Strategic Plan Alignment	4
Budget Background, Process, and Financial Policies.....	11
Demographic Data.....	21
Local Economic Information.....	23
Revenue Descriptions.....	27
Revenue Estimates and Receipts Summary	33
Revenue Estimates and Receipts	34
Revenue Chart.....	36
Debt Service	37
Summary of Appropriations – General Fund, MA/CRA, CDBG, and Capital/Other	68
Expenditure Chart	70
Summary of Appropriations – All Funds	71
Summary of Annual Fund Appropriations.....	73
Personnel Overview	74
Personnel Summary by Agency.....	75

LOUISVILLE METRO GOVERNMENT OPERATIONS

Metro Government Operating Budget Summary	77
Mayor’s Office	79
Louisville Metro Council.....	82
Office of Internal Audit.....	85
Chief of Staff	
Louisville Metro Police Department	88
Chief of Public Services	
Louisville Fire	92
Emergency Services	95
Department of Corrections.....	99
Youth Detention Services.....	103
Criminal Justice Commission.....	106
Public Works & Assets	109
Codes & Regulations	114
Chief of Community Building	
Human Relations Commission	118
Metro Animal Services.....	121
Public Health & Wellness.....	124
Community Services.....	128
Parks & Recreation	132
Louisville Free Public Library.....	137
Louisville Zoo	141
Chief of Louisville Forward	
Economic Development.....	145
Develop Louisville	149
Chief Financial Officer	
Office of Management & Budget.....	153

Chief of Improvement & Technology

Office of Performance Improvement & Innovation.....	158
Human Resources	161
Department of Information Technology.....	164

Related Agencies 168

Other Elected Officials

Jefferson County Attorney.....	170
Jefferson County Clerk.....	174
Commonwealth Attorney	176
Jefferson County Coroner.....	179
Other Statutory Obligations.....	182

External Agencies Summary 185

LOUISVILLE METRO GOVERNMENT CAPITAL

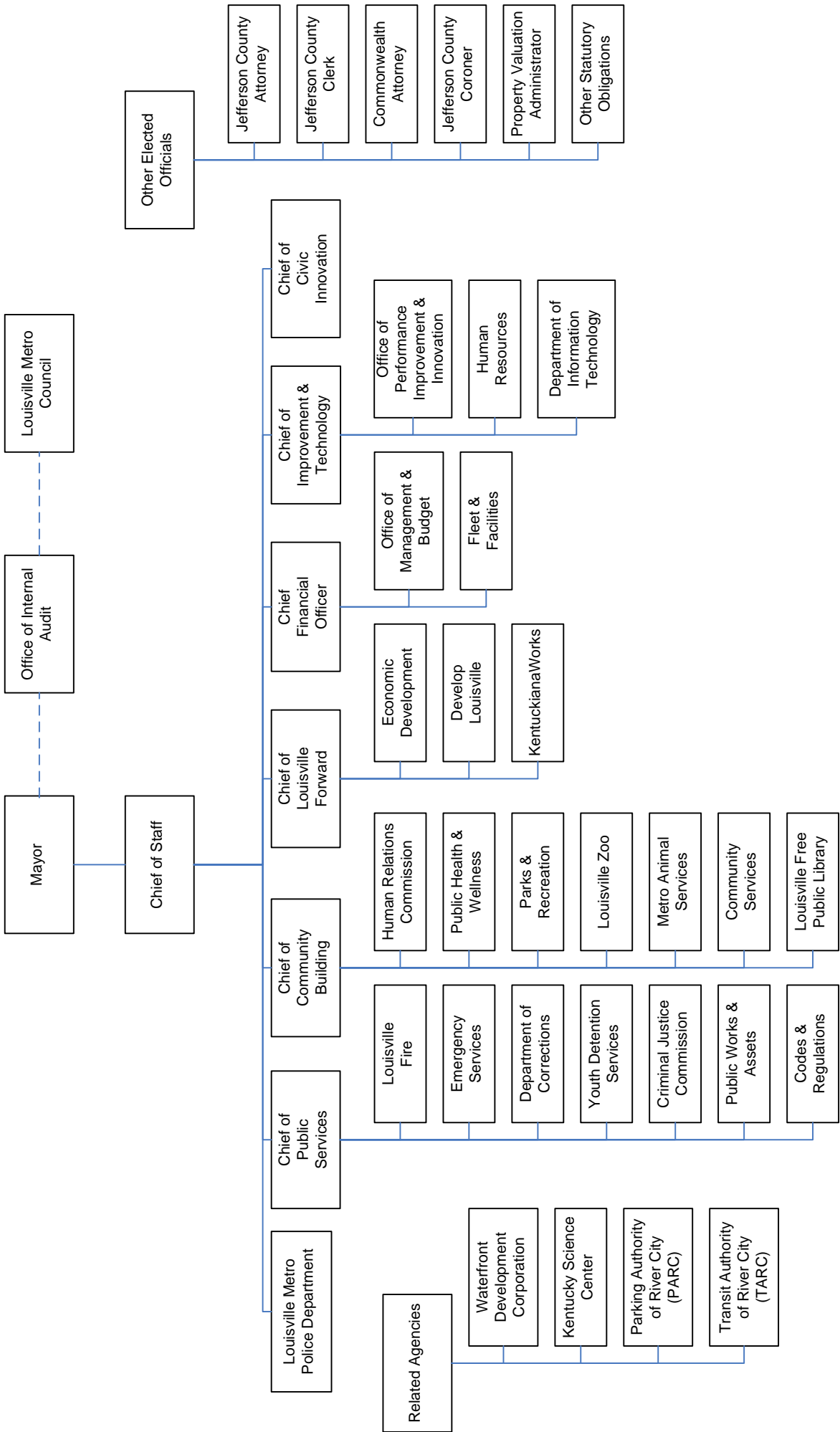
Capital Budget Overview	189
Capital Projects	191
Capital Budget Funding Sources Chart	194
Capital Appropriations by Function Chart	195
Capital Project Descriptions	196

APPENDIX

Glossary of Budget Terms	237
--------------------------------	-----



Louisville Metro Government





This Page Left Intentionally Blank



GOVERNMENT FINANCE OFFICERS ASSOCIATION

*Distinguished
Budget Presentation
Award*

PRESENTED TO

**Louisville Metro Government
Kentucky**

For the Fiscal Year Beginning







July 1, 2014

A handwritten signature in black ink, reading 'Jeffrey R. Enoch'.

Executive Director

The Government Finance Officers Association of the United States and Canada (GFOA) presented a Distinguished Budget Presentation Award to Louisville Metro Government, Kentucky, for the fiscal year beginning July 1, 2014. In order to receive this award, a governmental unit must publish a budget document that meets program criteria as a policy document, as an operations guide, as a financial plan, and as a communications device. The FY16 budget will be submitted to GFOA for review following its anticipated adoption by Metro Council in June 2015.

LOUISVILLE METRO
BUDGET/STRATEGIC PLAN ALIGNMENT
FISCAL YEAR 2015-2016

5 Strategic Objectives & 21 Goals		
2012-2018 STRATEGIC PLAN - METRO	Metro Objectives	Metro Goals
	  Deliver Excellent City Services	1 Improve Multi-modal Transportation and Community Streetscapes
		2 Enhance EMS Service Delivery in Order to Address the Entire Spectrum of 911 Patients' needs
		3 Reduce Crime by 3% and Rank in Top Quartile of Safest Large Cities
		4 Make More Services, Information and Data Available Online
		5 Deliver Better Fire Protection
	 Solve Systemic Budget Issues	6 Enact a Structurally Balanced Budget
	 Take Job Creation To The Next Level	7 Create More Jobs
		8 Increase Educational Attainment
		9 Improve Wages
		10 Promote Our Local Food Economy
	 Invest In Our People & Neighborhoods	11 Revitalize Our Parks and Enhance Recreational Opportunities
		12 Develop and Preserve Affordable Housing
		13 Help Our Citizens Get Healthy
		14 Invest in the Art Community
		15 Advance Inclusion and Diversity
		16 Decrease Abandoned Structures
	 Create Plans For A Vibrant Future	17 Plan for Our future
		18 Increase Diversion: Reduce, Reuse, Recycle
		19 Foster a Culture of Life-Long Learning, Creativity, and Innovation
		20 Create a More Sustainable Louisville
		21 Grow as a Compassionate City

**LOUISVILLE METRO
BUDGET/STRATEGIC PLAN ALIGNMENT
FISCAL YEAR 2015-2016**

The Louisville Metro Strategic Plan is a six-year plan that includes five broad objectives broken down into 21 measurable goals. The Fischer Administration's Strategic Plan can be viewed at <http://louisvilleky.gov/government/mayor-greg-fischer/strategic-plan>.

This FY16 budget addresses these objectives and goals, including but not limited to the projects and program that follow (directly affected departments are in bold):

Objective 1: Deliver Excellent City Services

Goal 1: Improve Multi-modal Transportation and Community Streetscapes

The FY16 budget includes \$13.6M in **Public Works & Assets** for improvements to Metro's streets, bike lanes, sidewalks, bridges and cross drains, guardrails, and general street safety along with \$400,000 as a local match for the expansion of the Transit Authority of River City (TARC) electric bus program. The budget includes \$300,000 in **Public Works & Assets** to hire additional engineers to facilitate capital project completion. Additionally, the FY16 budget also includes \$300,000 for the continuation of the Oak Street Streetscape project in **Develop Louisville**.

Goal 2: Enhance EMS Service Delivery in Order to Address the Entire Spectrum of 911 Patients' needs

The FY16 budget combines the former EMS and Emergency Management Agency/MetroSafe departments into a single department, **Emergency Services**, to coordinate 911 service delivery more efficiently. The budget includes \$2.5M for the purchase of first responder vehicles and equipment such as ambulances, fire trucks, computers, defibrillators, and other life safety devices. The FY16 budget will also expand the "fly car" first responder program by funding two additional non-transport first responder emergency vehicles and staffing to improve response time in the most critical cases. Additionally, the budget continues funding to the paramedic training academy, the community paramedic program, and nurse triage program. The budget also includes \$7.8M to upgrade the emergency radio system. The budget also includes \$108,000 for emergency siren upgrades and additions.

Goal 3: Reduce Crime by 3% and Rank in Top Quartile of Safest Large Cities

The Mayor is committed to crime reduction and citizen safety. The budget contains multiple methods for enhancing the safety of our city including 72 recruits in the **Louisville Metro Police Department (LMPD)**, \$3.5M for police vehicles and equipment, the continuation of a fully staffed Real Time Crime Center to monitor camera activity and provide timely information to officers, five crime intelligence analysts to advance criminal investigations, and the Downtown Area Patrol (DAP). Additionally, the budget for **LMPD** includes \$2.8M for implementing on-

**LOUISVILLE METRO
BUDGET/STRATEGIC PLAN ALIGNMENT
FISCAL YEAR 2015-2016**

officer cameras and \$500,000 to upgrade the in-car mobile data terminals (MDT's). Included again in this recommended **Parks & Recreation** budget is \$800,000 to cultivate education and learning by increasing community center hours and growing computer access. The **Office of Safe & Healthy Neighborhoods** will continue to fund restorative justice and youth violence prevention programs, as well as provide hospital- and community-based youth intervention.

Goal 4: Make More Services, Information, and Data Available Online

This budget invests \$950,000 in Voice Over Internet Protocol (VOIP) communications managed by the **Department of Information Technology (DoIT)**; continues to invest in the Mayor's open data initiative by expanding and improving the city's Open Data Portal—an interactive site that increases the openness and transparency of government; provides \$900,000 in **DoIT** to increase network security; and provides funding for a position in **DoIT** to administer a multi-agency database related to criminal justice improvements in partnership with the Arnold Foundation.

Goal 5: Deliver Better Fire Protection

The budget includes funding for 36 **Louisville Fire** recruits who began their training in April 2015 as well as the aforementioned \$2.5M for first responder vehicles and equipment. Additionally, the budget includes a capital project to construct a boat ramp below the Falls of the Ohio River to improve emergency river rescue response access and time.

Objective 2: Solve Systemic Budget Issues

Goal 6: Enact a Structurally Balanced Budget

This FY16 budget continues to rebuild the Unassigned General Fund Balance, commonly referred to as "The Rainy Day Fund" by an additional \$450,000 to bring the total to \$63.5M by the end of the fiscal year. Louisville Metro is able to add to the ending fund balance through expense reduction efforts such as implementing an employee wellness center managed by **Human Resources** and through improved revenue collection efforts within various divisions of the **Office of Management & Budget (OMB)**. Specifically, the Accounts Receivable division has added a position to improve the collection rate of property fines (FY11 was at \$0.5M and FY16 is budgeted at \$2.9M) and the Revenue Commission has added a corporate tax auditor.

Objective 3: Take Job Creation to the Next Level

Goal 7: Create More Jobs

The FY16 budget includes funding to continue Metro's economic development cluster strategy (<https://louisvilleky.gov/government/louisville-forward/business-clusters>) within **Economic**

**LOUISVILLE METRO
BUDGET/STRATEGIC PLAN ALIGNMENT
FISCAL YEAR 2015-2016**

Development, which focuses on Advanced Manufacturing, Business Services, Food & Beverage, Lifelong Wellness & Aging Care, and Logistics and eCommerce. Additionally, the FY16 budget will reap the benefit of the continued Ohio River Bridges project and the initiation of the mixed-use Center City development project featuring apartments, retail, and an Omni hotel. Louisville Metro will invest \$450,000 in a fund to be managed by **Develop Louisville** for private development efforts and job creation, and provide \$200,000 for the **KentuckianaWorks'** summer jobs initiative.

Goal 8: Increase Education Attainment

The **Louisville Free Public Library (LFPL)** will manage the construction of a new \$14.5M South Central Regional Library as well as a new early childhood education program available at branch libraries over the summer. \$175,000 will fund the **Kentucky Science Center's** Early Childhood Gallery and capital improvements. Louisville Metro Government continues its commitment to education by allocating \$975,000 to the Metropolitan Scholars partnership with UPS, administered through **Economic Development**. The budget encourages public employee education with a \$315,000 commitment to the employee tuition reimbursement program, administered by **Human Resources**. Funding to support the region's 55,000 Degrees program has also been included in **Human Resources**.

Goal 9: Improve wages

Louisville continues to recruit and support companies within the business clusters where **Economic Development** focuses its main attraction and expansion efforts, ensuring our city is a favorable destination for employers who provide quality jobs. **Louisville Forward** continues to cultivate relationships with current and potential businesses to promote investment in our community's workforce along with education attainment such as the Code Louisville Program which was recognized by the White House in the spring of 2015.

Goal 10: Promote Our Local Food Economy

The FY16 budget continues to fund the Farm to Table program which connects local and regional farmers with local food markets, institutional users and restaurants. Additionally, the independently-owned restaurant scene and bourbon-related tourism (locally known as "bourbonism"), both signs of a flourishing food economy, have seen growth with several urban distilleries, a greater number of options of locally-produced food, and museum-quality experiences within the central business district. **Develop Louisville** will continue to provide support to the burgeoning FoodPort project, which will co-locate existing businesses along the local food supply chain in a collaborative model, at 30th Street and Muhammad Ali.

**LOUISVILLE METRO
BUDGET/STRATEGIC PLAN ALIGNMENT
FISCAL YEAR 2015-2016**

Objective 4: Invest In Our People & Neighborhoods

Goal 11: Revitalize Our Parks and Enhance Recreational Opportunities

The **Parks & Recreation** budget contains funding for several Louisville Loop (a 100-mile trail system that is under development: <http://louisvilleky.gov/government/louisville-loop>) projects throughout the community along with \$1.6M for repairs and deferred maintenance of the park system. The budget also includes \$250,000 for community center capital improvements (<https://louisvilleky.gov/government/parks/community-centers>) and \$300,000 for a pool filter replacement at the Mary T. Meagher Aquatic Center (<https://louisvilleky.gov/government/parks/mary-t-meagher-aquatic-center>). Funding for an additional project manager to facilitate capital project completion has also been included in the **Parks & Recreation** operating budget.

Goal 12: Develop and Preserve Affordable Housing

The **Develop Louisville** budget includes \$1.3M to administer and support a bond issuance of \$12.0M to create 1,500 more affordable housing units in the short-term with the anticipated loan repayments used to seed a revolving loan fund. Additionally, the FY16 budget includes \$500,000 to support market rate housing and a \$500,000 HOME match paired with \$2.6M of federal funding to provide safe, decent and affordable housing throughout the community.

Goal 13: Help Our Citizens Get Healthy

The **Department of Public Health & Wellness (PHW)** budget funds a new epidemiologist position, community health administrator, and a health program analyst to continue PHW's focus on policies that will lead to a healthier Louisville, the continued digitization of medical records, and the continued implementation of "Healthy Louisville 2020" - our community's strategic plan for improving health outcomes for all residents of Louisville. The FY16 budget will also provide \$200,000 for a needle exchange program. In the **Department of Corrections**, funding for an additional contract mental health professional has been included to meet the increasing need for these services. Additionally, the budget funds the promotion of healthy living through a downtown Bike Share Program and two additional CycLOUvia events in **Develop Louisville**.

Goal 14: Invest in the Art Community

Louisville Forward embraces the city's rich and diverse arts community by providing a \$500,000 Arts Fund in support of external agencies, and \$100,000 for a public art project matched by private contributions.

**LOUISVILLE METRO
BUDGET/STRATEGIC PLAN ALIGNMENT
FISCAL YEAR 2015-2016**

Goal 15: Advance Inclusion and Diversity

This budget continues to advance diversity through **Louisville Forward's** support of WorldFest and increase inclusion through ADA-compliant sidewalk improvements administered by **Public Works & Assets**. Additionally, \$200,000 of local funding has been provided to **KentuckianaWorks** to continue and expand the federal Right Turn grants to provide comprehensive services to 100 court-involved young adults between the ages of 18 and 24, with a focus on participants in the Shawnee and Russell neighborhoods.

Goal 16: Decrease Abandoned Structures

The Vacant and Abandoned Properties (VAP) team will continue to be funded under **Develop Louisville** and will receive \$331,000 to clear titles and facilitate ownership change on blighted properties.

Objective 5: Create Plans for a Vibrant Future

Goal 17: Plan for Our Future

The budget includes \$50,000 to begin the update to Metro's 20-year Comprehensive Plan (the master development and land use plan for Metro) along with funding for staff to continue the major planning projects under way such as Vision Louisville (<http://visionlouisville.com>) and Move Louisville (<https://louisvilleky.gov/government/advanced-planning/move-louisville>).

Goal 18: Increase Diversion: Reduce, Reuse, and Recycle

The Office of Sustainability within **Develop Louisville** will continue to implement policies that improve recycling within Metro Government and encourage businesses to follow. Brightside's "One Bright City" funding will allow the agency to monitor litter and other cleanliness factors at ten locations within each council district, using the collected data toward better clean-up and recycling promotion efforts.

Goal 19: Foster a Culture of Life-Long Learning, Creativity, and Innovation

In addition to the education attainment investments, the FY16 budget also includes funding to increase internet speeds at Metro's libraries through the federal e-rate program along with funding to study the city's gigabit network capacity/need. The FY16 budget continues to fund the popular cultural pass, allowing free admission to students over the summer to local museums, art exhibits, the **Louisville Zoo**, and **Kentucky Science Center**.

**LOUISVILLE METRO
BUDGET/STRATEGIC PLAN ALIGNMENT
FISCAL YEAR 2015-2016**

Goal 20: Create a More Sustainable Louisville

The FY16 budget provides \$275,000 towards tree planting and a tracking system for Metro's tree canopy. The budget will add a forestry position in **Develop Louisville** to the existing urban forester position and transfer an arborist position from **Public Works & Assets** to form a forestry division.

Goal 21: Grow as a Compassionate City

Louisville Metro Government will continue its partnership with 501(c)3 organizations focused on youth and social services by providing a \$1.3M external agency fund and \$1.1M in funding for the Community Ministries through **Community Services**, as well as continuing to expand the Mayor's Give-A-Day week in FY16, promoting compassion within the community.

**LOUISVILLE METRO
BUDGET BACKGROUND, PROCESS, AND FINANCIAL POLICIES
FISCAL YEAR 2015-2016**

1. Organization

In the 2000 General Election, local voters approved consolidation of the governmental and corporate functions of the City of Louisville, Kentucky (the City) and the County of Jefferson, Kentucky (the County) into a single political entity, and pursuant to legislation enacted by the Kentucky General Assembly, the Louisville/Jefferson County Metro Government (the Metro Government or Louisville Metro) commenced operations effective January 6, 2003, replacing and superseding the governments of the City and the County. Neither the City nor the County continues to exist as an independent governmental entity and the boundaries of the City of Louisville and Jefferson County are now co-extensive.

All executive and administrative power of the consolidated local government is vested in the office of the Mayor. The Mayor of the consolidated local government possesses substantially all the power and authority possessed by the Mayor of the City of Louisville and the former Jefferson County Judge/Executive prior to the effective date. The legislative authority of the consolidated local government is vested in the Metro Council, composed of one member elected from each of twenty-six (26) council districts for staggered four-year terms.

2. Budgeting and Amending Procedures

An annual appropriated budget is adopted for the General Fund on a cash basis separate from generally accepted accounting principles (GAAP) in the United States of America. The Governmental Fund Statements presented in the Comprehensive Annual Financial Report (CAFR) are prepared using a modified accrual basis in accordance with GAAP. An example of a difference between the budget and CAFR includes the elimination of non-economic transactions such as a charge for service by the Fleet Division of the Office of Management & Budget to maintain a vehicle for a specific department (budgetarily recorded as a revenue to the Fleet Division and an expense to the department, but eliminated in the CAFR presentation). Other examples include not budgeting for the mark-to-market accounting entry made at fiscal year-end to record any market rate change to Metro's investment portfolio or budgeting for specific levels of inventories throughout Metro Government.

All annual appropriations from the General Fund lapse at year-end, unless otherwise noted. The Revised Budget totals for FY15 presented herein may be minimally out of balance due to aggregate rounding of budget revisions that occur throughout the year; all budgets are balanced throughout the year at the smallest reporting level within Louisville Metro's financial system (the unit activity level).

On or before June 1 of each year, pursuant to state statute, the Mayor proposes an Executive Budget to the Metro Council, incorporating an estimate of revenues and recommended appropriations from the General Fund as well as a Capital Budget incorporating available sources of funding. The Metro Council may hold hearings and amend the Executive Budget. On or before June 30 of each year, as required by state statute, the Metro Council adopts the Executive Budget, as it may have been amended, as the approved budget for the fiscal year beginning July 1. An affirmative vote of a majority of the Metro Council is required to change the proposed appropriations or to revise revenue estimates contained in the Executive Budget. An affirmative vote of a majority of the Metro Council is also required to amend the budget once it has been approved or to approve any supplemental appropriations, unless delegation is provisionally included in the annual budget ordinance(s).

**LOUISVILLE METRO
BUDGET BACKGROUND, PROCESS, AND FINANCIAL POLICIES
FISCAL YEAR 2015-2016**

All budget adjustments at the department level must be approved by the Chief Financial Officer consistent with the approved budget.

3. Definition of Fiscal Year, Capital Expenditures, and a Balanced Budget

Louisville Metro Government operates on a fiscal year which commences July 1 and ends June 30. Metro Government defines capital assets as assets with an initial individual cost of more than \$5,000 and an estimated useful life in excess of one year.

The accompanying Summary of Annual Fund Balances table identifies resources and appropriations for the fund sources that are predominantly locally driven in terms of appropriation authority (as opposed to a specific grant fund for a specific purpose). The funds identified include the General Fund, Capital Fund, Municipal Aid/County Road Aid, and Community Development Fund. Metro Government's definition of a balanced budget is one in which each of those identified funds is balanced based on adopted current year revenue and entitlement projections. Such a budget would, at a minimum, maintain the Unassigned General Fund balance at the conclusion of the fiscal year.

Items identified as a non-recurring funding source are generally directed into capital project appropriations. Beyond maintaining an annually balanced budget, Metro Government has made strides to progress to a structurally balanced budget where appropriation needs and growth are consistent with revenue growth. The Mayor has made that objective a key part of Metro Government's Strategic Plan (Solve Systemic Budget Issues). This budget continues to build on the progress of the first term of the Fischer Administration by matching growth in compensation to projected growth in revenues, limiting expense growth through innovations such as the employee wellness center, and increasing revenue collection efforts especially as they relate to property fines, medical billing, and Revenue Commission operations.

4. Strategic Planning and Budget Process Timeline

In 2012, the Mayor's Office of Performance Improvement launched a comprehensive strategic planning process designed to translate the Mayor's multi-year vision and goals into a comprehensive strategic plan that cascades throughout Metro Government and aligns the strategic goals and initiatives of all Metro Departments and Agencies with the Administration's goals. The new planning cycle:

- Establishes a single, coordinated, strategic planning cycle for all of Metro Government aligned to the fiscal year
- Enables the Mayor's vision and goals to inform department-level strategic, budgetary, and operational plans on an annual cycle
- Ensures required decisions are made at the right time, by the right people, with the right information

The planning cycle begins each year in August when the Mayor, Chiefs, and Directors review the local (city and state) and national trends affecting cities, the initiatives positively impacting other municipalities, the findings of recent reviews or audits (e.g., Merger 2.0 Report), the results from various citizen surveys, and the feedback received from community venues. They then meet to discuss the internal strengths and weaknesses of Louisville Metro Government as well as the external opportunities

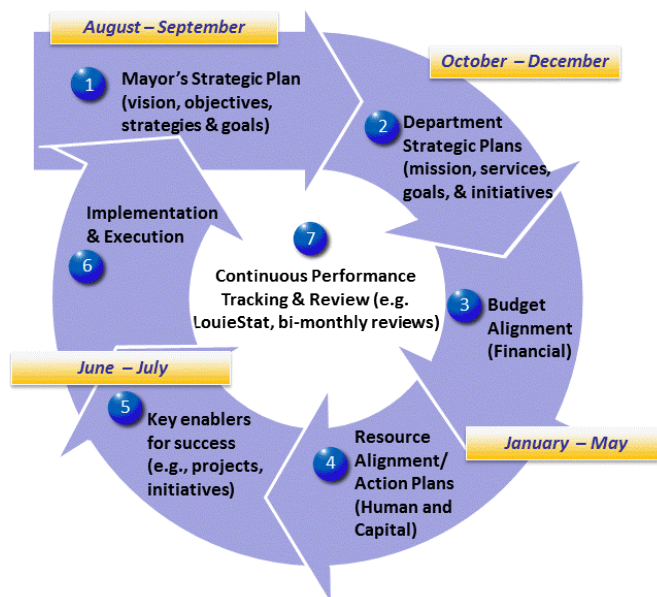
**LOUISVILLE METRO
BUDGET BACKGROUND, PROCESS, AND FINANCIAL POLICIES
FISCAL YEAR 2015-2016**

and threats facing Louisville at present and in the future. Together, the Mayor and his leadership team distill the priorities for the city and develop the plan to capitalize on Louisville's strengths, take advantage of the opportunities before the city, address weaknesses, and mitigate the potential barriers of success in creating a city of life-long learning and great jobs, wellness and compassion.

Once drafted, the Louisville Metro Government Strategic Plan is shared with each department and agency for an assessment of feasibility and completeness. Upon finalization, departments and agencies use the plan to inform the development (or refinement) of their own strategic, budgetary, and operational plans.

Progress against the strategic plan is assessed through LouieStat (<http://www.louiestat.louisvilleky.gov/>) sessions.

The annual budget process begins in January upon completion of each department's strategic plan. Questionnaires related to each department's strategic plan, service delivery plans, revenues, contracts, organizational structure, grants, and capital plans are distributed. Follow-up meetings between the Office of Management & Budget and each department take place in February and March. Detailed budget reviews are presented to the Mayor and his leadership team in April and early May along with legislative briefings to Metro Council. The Mayor's Recommended Budget is presented to Metro Council in late May and Metro Council conducts budget hearings during the month of June to review and adopt Louisville Metro's operating and capital budgets prior to July 1.



**LOUISVILLE METRO
BUDGET BACKGROUND, PROCESS, AND FINANCIAL POLICIES
FISCAL YEAR 2015-2016**

Timeline:

August-September:	Mayor's Strategic Plan developed
October-December:	Department Strategic Plans developed
January:	Budget development questionnaires distributed
February-March:	Budget development meetings
April-May:	Budget reviews with Mayor and legislative briefings
May:	Mayor's Recommended Budget presented
June:	Metro Council budget hearings and adoption

5. Department Goals, Objectives, and Performance Measurements

Department goals and objectives are directly related to the Mayor's Strategic Plan. Each specific department's strategic plan and related goals and objectives may be found on the departmental website listed on each department's narrative page in the budget document. Each goal supports one of the Mayor's objectives in the overall Strategic Plan. The goals are divided into short-term (up to two years) and long-term (two to six years). Specific initiatives are listed to attain each goal. The Mayor's Strategic Plan may be found at: <http://louisvilleky.gov/government/mayor-greg-fischer/strategic-plan>

Progress on the Mayor's Strategic Plan is reported publicly each January with interim internal reports every four months. The following are hyperlink updates by goal from January 2015 (another update will be forthcoming in January 2016):

Objective 1: Deliver Excellent City Services

[Goal 1: Improve Multi-Modal Transportation and Community Streetscapes](#)

[Goal 2: Enhance EMS service delivery in order to address the entire spectrum of 9-1-1 patients' needs](#)

[Goal 3: Reduce crime by 3% and rank in the top quartile of the Safest Large Cities](#)

[Goal 4: Make more services, information and data available online](#)

[Goal 5: Deliver better fire protection](#)

Objective 2: Solve Systemic Budget Issues

[Goal 6: Enact a structurally-balanced budget](#)

Objective 3: Take Job Creation to the Next Level

[Goal 7: Create jobs](#)

[Goal 8: Increase educational attainment](#)

[Goal 9: Improve wages](#)

[Goal 10: Promote our local food economy](#)

**LOUISVILLE METRO
BUDGET BACKGROUND, PROCESS, AND FINANCIAL POLICIES
FISCAL YEAR 2015-2016**

Objective 4: Invest in our People and Neighborhoods

Goal 11: Revitalize our parks and enhance recreational opportunities

Goal 12: Increase and preserve affordable housing choices throughout Metro Louisville

Goal 13: Help our citizens get healthy

Goal 14: Invest in the art community

Goal 15: Advance inclusion and diversity

Goal 16: Decrease abandoned structures

Objective 5: Create Plans for a Vibrant Future

Goal 17: Plan for our future

Goal 18: Increase diversion: Reduce, Reuse, Recycle

Goal 19: Foster a culture of life-long learning, creativity, and innovation

Goal 20: Create a more sustainable Louisville

Goal 21: Grow as a compassionate city

The Office of Performance Improvement & Innovation (OPII) initiated the LouieStat program to measure each department's success in reaching its goals. LouieStat, short for Louisville Statistics, is based on the successful CompStat (Computer Statistics) model started by the New York Police Department and used by the Louisville Metro Police Department. Under the vision and direction of Mayor Fischer, LouieStat builds off of successful adaptations of CompStat for cities such as Baltimore and the Mayor's own experience in driving continual improvement in the private sector.

Through LouieStat, OPII helps departments and agencies evaluate how well they are doing on meeting their mission and goals and supports managers in making more informed, data-driven decisions. This is accomplished through the identification, tracking, and analysis of key performance indicators (KPIs) of success specific to the department or agency. In LouieStat, information is gathered on an array of performance indicators. For example, Public Health & Wellness includes a KPI on addressing food facility inspections. This information is analyzed to identify root causes driving performance. Managers from each department meet with the Mayor and his Senior Leadership Team to discuss results and work together to identify solutions to challenges and opportunities to continually improve. The LouieStat reports may be found at: <http://louiestat.louisvilleky.gov/>. Each individual department's LouieStat performance updates are hyperlinked on that department's narrative page within the operating section of this document.

**LOUISVILLE METRO
BUDGET BACKGROUND, PROCESS, AND FINANCIAL POLICIES
FISCAL YEAR 2015-2016**

6. Short-Term Factors in Budget Development

Short-term factors that influenced the FY16 budget included planning for a full year of implementation for FY15 initiatives, beginning in the middle of the fiscal year, such as the in-sourcing of economic development, expanded youth programming at the community centers in Parks & Recreation, and the completion of a class of Fire recruits that began in April 2015.

Gas prices at the pump dropped sharply during FY15 and are forecasted by the US Energy Information Agency to continue to be moderated – this has both saved Metro money on the expense of the roughly 2.8 million gallons purchased each year, and decreased the amount of road maintenance funding available from the Municipal and County Road Aid Programs run by the Commonwealth of Kentucky.

Similarly, the Affordable Care Act (ACA) has increased the percentage of insured patients seen by partner entities such as the Quality & Charity Care Trust and Family Health Centers which decreases the need for additional funding from Metro; however, Metro's own healthcare related expenses increased due to the per beneficiary tax provision of the ACA along with expanded coverage for seasonal and temporary employees, primarily those at the Zoo and Parks & Recreation.

7. Long-Range Factors in Budget Development

Louisville Metro is focusing attention on community investments which will enhance our ability to attract businesses as well as our quality of place. To achieve this long-range goal, the Mayor has focused on gaining legislative authority for the residents of Jefferson County to be allowed to vote for a local option sales tax to fund infrastructure improvements. This legislative initiative has been termed Local Investments for Transformation, or LIFT. It is anticipated that this initiative will come before the state's General Assembly in the 2016 session.

Because Metro must continue to address deferred infrastructure maintenance in the short-term, this budget takes advantage of Metro's relatively steep amortization schedule of debt (anticipated to be at 40% of total outstanding principal repaid within a 5-year term). The budget includes a \$10M bond for roadways, bike lanes, and sidewalks along with another \$10M note for vehicles and equipment for Police, Fire, EMS, and the general fleet. Additionally, a \$20M note primarily for public safety issues, such as a radio system upgrade and on-officer cameras in Police is being issued. The note also will encompass funding for economic development, quality of life investments such as the Zoo and Louisville Loop, and deferred maintenance at Metro-owned facilities and parks.

This budget will continue the build-out of the regional library plan by funding the construction of a \$14.5M South Central Regional Library (the Southwest Regional Library opened in FY15). It also leverages partnerships with both the Commonwealth (through a state-funded debt service grant) and the Library Foundation (through privately donated funds).

Although no specific debt service is contemplated as part of the FY16 budget, this year will mark the groundbreaking of the Center City Development Project which will include the largest private investment in downtown Louisville in decades. It is anticipated that this development along with the state's commitment to expand and upgrade the Kentucky International Convention Center will increase

**LOUISVILLE METRO
BUDGET BACKGROUND, PROCESS, AND FINANCIAL POLICIES
FISCAL YEAR 2015-2016**

Louisville's competitiveness in attracting convention and tourism business, as well as improve the general perceptions of Louisville as a place to visit and to do business.

Mayor Fischer has committed to address the long-term issue of affordable housing throughout the community by using this budget to issue approximately \$12M in bonds related to affordable housing. The proceeds will assist in creating approximately 1,500 units of affordable housing through both land acquisition and developer incentives. This is taking place throughout all of Louisville Metro and specifically near major employment centers allowing workers to live near their place of employment. Once the funding is deployed, repayments will continue to be dedicated to affordable housing as a revolving loan fund. The initial \$1.3M for both debt service and program administration is in the Develop Louisville operating budget.

8. Service Level Changes & Reorganizations

The FY16 budget includes the following service level changes and reorganizations:

- A. The former departments of Emergency Medical Services and Emergency Management Agency/MetroSafe have been combined to a single department now entitled Emergency Services to improve coordination and service delivery. Additionally, four EMT positions have been added to staff two additional first response vehicles.
- B. Five additional project managers/engineers have been added to facilitate capital project completion and assist in implementing the debt financed projects proposed in the FY16 capital budget. Three engineers will be added to Public Works & Assets. One project manager is being added to both the Facilities Division of the Office of Management & Budget (OMB) and to Parks & Recreation.
- C. Six additional positions related to Open Records Requests have been added to address the growing demand along with the increased amount of records generated by having on-officer cameras. Two video record specialists in Police, one in Corrections, and one in the Commonwealth Attorney's Office have been added along with a legal position and technical system search position in OMB.
- D. Public Health & Wellness (PHW) will be adding an epidemiologist supervisor, health program analyst, and community health administrator to continue the department's focus on public health, policy, and assurance services. PHW will be consolidating its operating sites for the federally-funded Women, Infants and Children (WIC) program services from six to three locations.
- E. The Jefferson County Attorney's Office is adding four positions to meet its increasing litigation need (two positions) and domestic violence unit (two positions).
- F. The Office of Management & Budget (OMB) is adding two revenue-generating positions; one related to corporate tax audits within the Revenue Commission Division and one for property fine collection in the Accounts Receivable Division.
- G. The Zoo is adding a safety manager position along with funding for the Zoo Foundation to contract for accounting services for its fundraising and support activities.
- H. The Department of Information Technology is adding a database administrator to assist with criminal justice databases managed across multiple agencies.

**LOUISVILLE METRO
BUDGET BACKGROUND, PROCESS, AND FINANCIAL POLICIES
FISCAL YEAR 2015-2016**

- I. Develop Louisville is adding four revenue-based positions: two positions to accelerate plan reviews and two electrical inspector positions. There is also an assistant forester position to augment the newly formed forestry unit.
- J. The Public Defender is adding a social worker position to assist with case management as it relates primarily to drug offenses.
- K. Administratively, the Office of Internal Audit is adding an audit manager position, Codes & Regulations is adding an assistant director position, OMB is adding a finance director position, the Office of Performance Improvement & Innovation is adding two innovation-related positions to follow through on the work established by the Bloomberg grant that is concluding during FY16, and three positions for grants and communications throughout Metro are being added to OMB.

9. Financial Policies

Metro Government maintains numerous financial policies related to revenue collection, risk management, procurement, investments, accounting procedures, payroll, budgeting procedures, and accounts payable. Three policies (briefly quoted here) of note are:

Unrestricted Fund Balance Policy:

In managing its Unrestricted General Fund Balance (Financial Stabilization Fund), it is Louisville's policy to:

- Maintain a Financial Stabilization Fund balance between one and two months of monthly average current year general fund budgeted expenditures
- Generate additional revenues or reduce expenditures to maintain or replenish the Financial Stabilization Fund balance to meet the policy amount

Debt Policy:

In managing its debt, it is Louisville's policy to:

- Achieve the lowest cost of capital
- Ensure the highest credit ratings possible consistent with the current economic and demographic conditions of the community
- Assure access to the capital credit markets at all times
- Preserve financial flexibility as it relates to the timing and structure of debt
- Manage interest rate risk exposure

Statement of Investment Policy:

These policies are designed to ensure the prudent management of public funds, the availability of operating and capital funds when needed, and an investment return competitive with comparable funds and financial market indices.

It shall be the policy of the Metro Government that all investments and investment practices meet or exceed all statutes governing the investment of public funds in Kentucky and investment restrictions imposed by bond covenants. Further, accounting for the investments of the Metro

**LOUISVILLE METRO
BUDGET BACKGROUND, PROCESS, AND FINANCIAL POLICIES
FISCAL YEAR 2015-2016**

Government shall be consistent with guidelines of the Governmental Accounting Standards Board (GASB).

10. Fund Balance Information

Fund balance is defined as the difference between assets and liabilities. Louisville Metro presents four primary governmental funds in its CAFR each year: General Fund, Special Revenue Fund, Capital Projects Fund, and Non-major Governmental Funds. The fund balance totals are then identified into the following categories: Non-spendable, Restricted, Committed, Assigned, and Unassigned. A full definition of each category may be found in Note 1. (Summary of Significant Accounting Policies) Part P (Fund Balances) of the [FY14 Louisville Metro CAFR](#). The only fund to have an Unassigned Fund Balance is the General Fund. A summary of the FY14 CAFR along with projected changes to the Unassigned Fund Balance is provided here:

FUND BALANCE SUMMARY (In millions)					
	General Fund	Special Revenue Fund	Capital Projects Fund	Nonmajor Governmental Funds	Total Governmental Funds
6/30/14 Fund Balance	\$78.5	\$49.4	\$47.9	\$10.5	\$186.3

UNASSIGNED GENERAL FUND BALANCE PROJECTED ACTIVITY (In millions)		
	Amount	Note
6/30/11 Fund Balance	\$61.5	
6/30/12 Fund Balance	62.4	
6/30/13 Fund Balance	61.0	
6/30/14 Fund Balance	62.5	
Ordinance No. 102, Series 2014	0.5	FY15 Budget authorization to replenish Fund Balance
Est. 6/30/15 Fund Balance	\$63.0	
Budgeted FY16 Change	0.5	FY16 Budget proposal to replenish Fund Balance
Budgeted FY16 Fund Balance	\$63.5	

Metro Government reports the following major governmental funds:

The **General Fund** is the Government's primary operating fund which accounts for all of the activities of the general operations of the Government, except those required to be accounted for in another fund.

The **Special Revenue Fund** is used to account for the collection and disbursement of earmarked money, primarily federal and state grant money.

**LOUISVILLE METRO
BUDGET BACKGROUND, PROCESS, AND FINANCIAL POLICIES
FISCAL YEAR 2015-2016**

The **Capital Projects Fund** is used to account for the acquisition or construction of general capital assets.

Metro Government reports the following non-major governmental funds:

The **Debt Service Fund** is used to account for resources set aside to meet current and future debt service requirements on general long term debt.

The **Capital Projects Fund** of certain blended component units accounts for the acquisition or construction of general capital assets.

The **Special Purpose Capital Fund** is used to account for the acquisition of assets such as vehicles and data processing equipment.

Proprietary funds distinguish operating revenues and expenses from non-operating items.

The **Internal Service Fund**, a proprietary fund, accounts for the cost of purchased insurance, the operation and administration of the Metro Government's self-insurance programs, and the cost of administering and collecting the Metro Government's occupational tax.

All other Metro Government proprietary activities qualify and are reported as discretely presented component units.

Fiduciary funds are used to account for assets held on behalf of outside parties, including other governments. Metro Government reports the following fiduciary funds:

Agency Funds, which are custodial in nature, are used to account for assets held by elected officials and other departments as agents for individuals, governmental entities and others.

The **Private Purpose Trust** is used to account for a discount loan program.

Pension Benefit and Trust Funds are used to account for the Firefighters' Pension Fund and the Policemen's Retirement Fund.

**LOUISVILLE METRO
DEMOGRAPHIC DATA
FISCAL YEAR 2015-2016**

POPULATION GROWTH

Area	1990	2000	% Change 1990- 2000	2010	2014 Estimate	% Change 1990- 2010
Louisville/ Jefferson County ¹	664,937	693,604	4.3%	741,096	760,026	11.5%
Kentucky	3,685,296	4,041,769	9.7%	4,339,349	4,413,457	17.8%
United States	248,709,873	281,421,906	13.2%	308,758,105	318,857,056	24.1%

¹Includes small cities within Jefferson County

Source: U.S. Census Bureau website: <http://quickfacts.census.gov/qfd/states/21/21111.html>

SEX AND AGE, 2010

Sex and Age (Jefferson County)	Census	Percent
Male	357,699	48.3%
Female	383,397	51.7%
Total Population (Jefferson County in Years of Age)	741,096	
0-19	190,743	25.7%
20-34	153,170	20.7%
35-54	206,687	27.9%
55-74	142,463	19.2%
75-Older	48,033	6.5%

Source: U.S. Census American FactFinder

<http://factfinder.census.gov/faces/tableservices/jsf/pages/productview.xhtml?src=bkmk>

RACE, 2010

Race	Census	Percent
Total Population (Jefferson County)	741,096	
White	538,714	72.7%
Black or African American	154,246	20.8%
American Indian and Alaska Native	1,788	0.2%
Asian	16,388	2.2%
Native Hawaiian and Other Pacific Islander	460	0.1%
Other	12,895	1.7%
Two or more races	16,655	2.2%

Source: U.S. Census American FactFinder

<http://factfinder.census.gov/faces/tableservices/jsf/pages/productview.xhtml?src=bkmk>

**LOUISVILLE METRO
DEMOGRAPHIC DATA
FISCAL YEAR 2015-2016**

EDUCATIONAL ATTAINMENT, 2010

Education Level	Census	Percent
Population 25 years and over (Jefferson County)	503,190	
Less than 9th grade	18,642	3.7%
9th to 12th grade, no diploma	45,201	9.0%
High school graduate (includes equivalency)	138,880	27.6%
Some college, no degree	114,504	22.8%
Associate's degree	33,548	6.7%
Bachelor's degree	93,748	18.6%
Graduate of professional degree	58,667	11.7%

Source: U.S. Census American FactFinder

http://factfinder2.census.gov/faces/tableservices/jsf/pages/productview.xhtml?pid=ACS_10_1YR_DP02&prodType=table
INCOME AND ASSETS, 2010

Income and Assets	Census	Percent
Total households (Jefferson County)	306,177	
Less than \$10,000	27,418	9.0%
\$10,000 to \$14,999	21,566	7.0%
\$15,000 to \$24,999	40,351	13.2%
\$25,000 to \$34,999	36,811	12.0%
\$35,000 to \$49,999	45,919	15.0%
\$50,000 to \$74,999	52,797	17.2%
\$75,000 to \$99,999	33,025	10.8%
\$100,000 to \$149,999	29,015	9.5%
\$150,000 to \$199,999	8,943	2.9%
\$200,000 or more	10,342	3.4%
Median household income (dollars)	42,305	
Mean household income (dollars)	60,791	

Source: U.S. Census American FactFinder

http://factfinder2.census.gov/faces/tableservices/jsf/pages/productview.xhtml?pid=ACS_10_1YR_DP03&prodType=table

**LOUISVILLE METRO
LOCAL ECONOMIC INFORMATION
FISCAL YEAR 2015-2016**

Per Capita Personal Income

	<u>2006</u>	<u>2007</u>	<u>2008</u>	<u>2009</u>	<u>2010</u>	<u>2011</u>	<u>2012</u>	<u>2013</u>
Jefferson County	\$40,208	\$40,930	\$41,354	\$39,625	\$40,308	\$41,570	\$43,991	\$44,018
Louisville MSA	36,763	37,668	38,289	36,945	37,675	39,094	41,404	41,477
Kentucky	30,666	31,691	32,838	32,290	32,947	34,568	35,857	36,214
United States	37,725	39,506	40,947	38,637	39,791	42,332	44,200	44,765

Source: Bureau of Economic Analysis website www.bea.gov.

Note: These are the most recently available annual statistics at the time of budget publication.

Unemployment Rates

The unemployment rate for the metropolitan area was 4.9 % as of March 2015. The following table sets forth the unemployment percentage rates in Louisville/Jefferson County, the MSA, the State and the United States for the calendar years 2005-2014.

	<u>2005</u>	<u>2006</u>	<u>2007</u>	<u>2008</u>	<u>2009</u>	<u>2010</u>	<u>2011</u>	<u>2012</u>	<u>2013</u>	<u>2014</u>
Jefferson County	5.9%	5.7%	5.3%	6.3%	10.1%	10.0%	9.5%	8.0%	7.6%	6.1%
Louisville MSA	5.8	5.6	5.1	6.2	9.9	9.9	9.2	7.8	7.3	5.9
Kentucky	5.9	5.7	5.4	6.4	10.3	10.2	9.4	8.2	8.0	6.5
United States	5.1	4.6	4.6	5.8	9.3	9.6	8.9	8.1	7.4	6.2

Source: Labor Market Statistics, Local Area Unemployment Statistics Program.
US Department of Labor, Bureau of Labor Statistics.

**Twenty-Five Largest Employers
in the Louisville MSA, excluding government agencies**

	<u>Product / Service</u>	<u>Number of Employees</u>
1. United Parcel Services Inc.*	Global commerce services	20,931
2. Humana Inc.*	Health insurance	12,371
3. Norton Healthcare Inc.*	Healthcare	10,245
4. Ford Motor Co.	Automotive manufacturer	8,987
5. GE Appliances & Lighting*	Home appliance/lighting products	6,230
6. KentuckyOne Health Inc.	Healthcare	5,602
7. The Kroger Co.	Grocery retailer	5,417
8. Baptist Healthcare Systems Inc.*	Healthcare	5,339
9. Catholic Archdiocese of Louisville*	Schools/churches/related activities	2,260
10. BF Cos./ERJ Dining	Casual dining restaurants	2,250

**LOUISVILLE METRO
LOCAL ECONOMIC INFORMATION
FISCAL YEAR 2015-2016**

11. Kindred Healthcare Inc.	Healthcare	2,249
12. LG&E and KU Energy LLC	Utility	2,178
13. Floyd Memorial Hospital & Health Services	Healthcare	1,769
14. Papa John's International Inc.*	Quick-service restaurants	1,503
15. Securitas Security Services USA Inc.	Security services	1,476
16. Lowe's Cos. Inc.	Home improvement retailer	1,389
17. Publishers Printing Co. LLC	Printer	1,432
18. Horseshoe Southern Indiana	Entertainment	1,404
19. Yum! Brands, Inc.*	Quick-service restaurants	1,270
20. Brown-Forman Corp.	Manufacturer	1,256
21. Clark Memorial Hospital	Healthcare	1,241
22. Charter Communications	Technical call center	1,200
23. Anthem Blue Cross and Blue Shield Kentucky	Health Benefits	1,139
24. Seven Counties Services, Inc.	Healthcare	1,129
25. ResCare Inc.	Residential care	1,054

* Indicates Corporate, U.S. Division, or Regional Headquarters.

Source: Business First of Louisville, July 2014.

**Major Public Employers
in Louisville/Jefferson County Area**

	Product / Service	Number of Employees
1. Jefferson County Public Schools	K-12 Public education	14,676
2. University of Louisville	Higher education	6,161
3. Louisville/Jefferson County Metro Government	Government service	5,654
4. Kentucky State Government	Government service	4,042
5. U.S. Postal Service	Postal services	2,546
6. U.S. Government	Government service	2,252
7. Robley Rex VA Medical Center	Medical facility	1,703
8. New Albany-Floyd County School Corp	K-12 Public education	1,648
9. Bullitt County Public Schools	K-12 Public education	1,633
10. Oldham County Board of Education	K-12 Public education	1,576
11. Greater Clark County Schools	K-12 Public education	1,303
12. U.S. Bureau of the Census	Government services	1,085
13. Shelby County Public Schools	K-12 Public education	925
14. Transit Authority of River City	Public transportation	648
15. Jefferson Community & Technical College	Higher education	625

Source: Business First of Louisville, September 2014.

**LOUISVILLE METRO
LOCAL ECONOMIC INFORMATION
FISCAL YEAR 2015-2016**

Education

The Consolidated School System had its beginning in 1975 with the merger of the Louisville and Jefferson County School Systems. The Jefferson County School District is governed by a seven-member Board of Education. Members represent individual election districts, and serve staggered four-year terms. The members elect a chairperson and vice chairperson from the members. The Superintendent is Secretary of the Board and its executive officer. The school system is the largest district in Kentucky and is the 28th largest system in the nation.

The Louisville Metropolitan Statistical Area has 24 colleges and universities, including the University of Louisville, Spalding University, Indiana University-Southeast, Bellarmine University, and Jefferson Community & Technical College. Total higher education enrollment exceeds 61,000 students annually. Eight of Louisville MSA's institutions of higher education offer graduate programs. Several commercial and vocational schools are located in the Louisville MSA.

Manufacturing

In 2013, an average of 74,100 persons were employed in the manufacturing industries in the MSA, engaging in a wide range of activities and producing a variety of products, including food, motor vehicle equipment, textiles and furnishings, machinery and electronics, and consumer products.

Louisville MSA's largest manufacturing employer is Ford Motor Co., with 8,300 employees, with two separate manufacturing facilities located in Louisville. The second largest, General Electric Company, with 6,000 employees, also has its plant located in Louisville.

Transportation

The Louisville Metro Area is a regional transportation center with major rail and river lines and three interstates running through its boundaries. The metropolitan area is a major air and logistics hub. Louisville is home to the \$1.1 billion UPS Worldport hub. Louisville is home to a thriving public transportation network with annual bus ridership on the Transit Authority of River City (TARC) of approximately 15 million people.

Three major interstate highways pass directly through Louisville; Interstate 65 and 71 are north-south routes while Interstate 64 is a major east-west route. Interstate 264 (Watterson Expressway), and Interstate 265 (Snyder Freeway) serve as limited-access bypasses around the City. Louisville is served by six railroad companies which provide freight service to principal markets throughout the United States. Scheduled commercial airline service is available at Louisville International Airport, four miles south of downtown Louisville. Bowman Field, five miles east of downtown, maintains three paved runways for private plane use. The Louisville and Jefferson County Riverport Authority and several privately owned facilities provide public-use port facilities. Louisville also serves as a U.S. Customs Port of Entry.

Kentucky and Indiana are working together to meet the cross-river transportation needs of the Louisville and Southern Indiana region through construction of the Ohio River Bridges Project, one of the largest

**LOUISVILLE METRO
LOCAL ECONOMIC INFORMATION
FISCAL YEAR 2015-2016**

transportation improvements in the nation. Kentucky is responsible for the Downtown Crossing while Indiana is responsible for the East End Crossing. Construction is scheduled to be completed in 2016 and is currently projected to cost \$2.3B (January 2014 estimate).

Medical Facilities

Louisville's strong downtown medical complex includes Norton Hospital, a 859 bed facility; Jewish Hospital, a 462 bed facility; Kosair Children's Hospital, a 271 bed facility; and, University of Louisville Hospital, a 404 bed facility. Norton includes a cancer center and spine institute, as well as two additional locations: Norton Audubon, a 480 bed facility and Norton Suburban Hospital, a 373 bed facility. Jewish Hospital is home to a hand-surgery institute, which was the first in the United States to perform a successful hand transplant; its heart surgery program was the first in the nation to implant an AbioMed artificial heart. University Hospital specializes in trauma care and houses a burn unit that serves the western half of the state. The community has a number of regional hospitals and outpatient care centers as well.

The Department of Veterans Affairs is in the master planning and design phase to construct a new state-of-the-art medical center in Louisville, Kentucky which will begin in 2016 and is anticipated to be completed in 2020. The new, \$900M Robley Rex VA Medical Center will have clinics specializing in primary care, surgery, and mental health, in addition to 110 inpatient beds. The new facility will also have a geriatric and extended care program, a home-based primary care program, and a substance abuse residential rehabilitation treatment program.

**LOUISVILLE METRO
REVENUE DESCRIPTIONS
FISCAL YEAR 2015-2016**

Following are descriptions of revenue collected by Louisville Metro. State and City law is referenced (if applicable). **Key:** Kentucky Revised Statutes (KRS) and Louisville Metro Code of Ordinances (LMCO)

PROPERTY TAXES

Current Levy:

Real & Personal Property – Louisville Metro levies an ad valorem tax on real property located within the Urban Services District. The current rate is 36.66 cents per \$100 of assessed valuation. Rate limitations are governed by statute (KRS 132.027) and are reviewed each fall. This rate is in addition to the Metro Government rate of 12.55 cents that is applied to all property located within Louisville Metro. Louisville Metro levies an ad valorem tax on tangible personal property (business filed schedules including furniture, fixtures, and computer equipment) of 56.6 cents per \$100 of assessed valuation located within the Urban Services District (KRS 132.010). This rate is in addition to the Metro Government rate of 16.6 cents that is applied to all tangible personal property along with motor vehicles located within Louisville Metro. Louisville Metro also levies an ad valorem tax on abandoned urban real property within the Urban Services District of \$1.50 per \$100 of assessed valuation (KRS 132.012).

Public Service Corporations – Public Service Corporations are involved in interstate commerce and have their taxable valuations assessed by the State Revenue Cabinet. Louisville Metro levies an ad valorem tax on real (currently 36.66 cents) and tangible personal (currently 56.6 cents) property of Public Service Corporations located within the Urban Services District. These rates are in addition to the Metro Government rates of 12.55 cents on real property and 16.6 cents on tangible personal property that is applied to all property located within Louisville Metro.

Bank Deposits & Life Insurance Shares – Louisville Metro levies a franchise tax at the rate of .025% on the deposits of banks located in the Urban Services District (KRS 136.575). This rate is in addition to the Metro Government rate of .025% that is applied to all bank deposits located within Louisville Metro. Louisville Metro levies a tax at a rate of 15.0 cents per \$100 on the taxable capital of Domestic Life Insurance companies located in the Urban Services District (KRS 136.320). This rate is in addition to the Metro Government rate of 15.0 cents per \$100 that is applied to the taxable capital of Domestic Life Insurance companies located within Louisville Metro.

Distilled Spirits – (KRS 132.130 & 132.150) A tax at a rate of 16.6 cents per \$100 on bonded distilled spirits stored in warehouses.

Deed Tax – This is a fee for the recording of deeds in the County Clerk's Office. The fee is 50.0 cents per \$500 of the assessed value of the property transferred (KRS 142.050).

**LOUISVILLE METRO
REVENUE DESCRIPTIONS
FISCAL YEAR 2015-2016**

Delinquent:

Interest & Penalties – Revenue derived from delinquent Urban Services District and Louisville Metro property tax payments. Delinquent payments include a 10% penalty and simple interest calculated at 12% per annum.

Prior Year – Urban Services District and Louisville Metro delinquent property taxes.

REVENUE COMMISSION PAYMENTS

Occupational Taxes – Louisville Metro levies a 1.25% tax on employee compensation and business net profits. The tax rate is set at 1.25% by statute (KRS 91.200). In addition, Louisville Metro levies a 5% license tax on the amount of premiums written by insurance companies doing business within Louisville Metro (KRS 91A.080 and LMCO 122.01 – 122.99). Group Health Insurance Premiums are only taxed within the Urban Services District. Under KRS 91.200 (5) and (6), the Revenue Commission operating budget expenses, along with the payment of Louisville Metro’s general obligation debt, are deducted from these total collections. The balance is then remitted to Louisville Metro (LMCO 32.452(C)).

Water Company Dividend – Louisville Metro wholly owns the capital stock of the Louisville Water Company and annually receives payment equal to 50% of the net income available for the dividend (based on a rolling three-year average) which is net income less specific exclusions such as deposits to the Infrastructure Replacement Reserve (IRR) if made in the current year.

LICENSES AND PERMITS

Alcoholic Beverage Licenses – These funds represent fees paid to Codes & Regulations to regulate licensed businesses selling alcoholic beverages (KRS 243.060 and LMCO 113.15).

Building Permits – Louisville Metro collects various fees relating to the issuance of building, electrical, fire suppression, HVAC, sign, and wrecking permits (LMCO 150.095-150.096). The full list of fees is promulgated by the Codes & Regulations Director and may be found at www.louisvilleky.gov/DevelopLouisville.

Right-of-Way Permit Fees – These funds are collected by Public Works & Assets for permits issued for special loading zones in the downtown area. Also included in these funds are fees paid by utility companies for pavement cut permits and other companies’ easement permits encroaching on the right-of-way (LMCO 72.038).

Degradation Fees – These funds represent fees paid by utility companies for deterioration costs relating to pavement cuts (LMCO 97.092).

Privileges – These funds represent the payment received by Louisville Metro for encroachment along the right-of-ways. Payments include but are not limited to TARC transit stops shelter fees (Kentucky Constitution Sections 163, 164 and LMCO Table of Special Ordinances, Table XIII, Ordinance No. 124

**LOUISVILLE METRO
REVENUE DESCRIPTIONS
FISCAL YEAR 2015-2016**

Series 1998). Additionally, this budget includes funds from a two percent (2%) gas franchise fee enacted by Ordinance 92, Series 2014 (KRS Chapter 96).

Special Regulatory Licenses – These funds represent license fees paid to the Codes & Regulations Department for licensing certain activities. Included are adult entertainment establishments, escort services, massage facilities, dance halls, vendors, horse-drawn carriages, junk yards, private detectives, pawn brokers, coin operated machines, block parties and parades (LMCO 115).

IPL Civil Penalties – These funds represent civil penalties involving enforcement of housing code violations (LMCO 150).

Cable TV Franchise – Louisville Metro collects a per annum amount per Ordinance 76, Series 1998 “so the City can undertake the obligation to provide governmental and educational programming” that had previously been provided by the local cable franchisee.

Gross Revenue and Excise Tax Fund Payment – This payment represents the allocated payment made to Louisville Metro under the Tax Modernization Plan included as part of House Bill 272 (KRS 136.600 – 136.660). Under House Bill 272 in 2005, all cable/satellite TV, and telecommunications companies pay a percentage of their gross revenues (2.4% and 1.3% respectively) along with an excise tax of 3% on cable/satellite TV revenues into the Gross Revenue and Excise Tax Fund administered by the State Revenue Cabinet. The Revenue Cabinet distributes these funds to all local governments, school districts, and special districts. Local governments no longer assess and collect franchise fees from these companies. Payments from this fund offset the loss of franchise fee payments from these companies as well as lower tangible property tax assessments and tax payments from these companies.

Truck License Fees – This fee derives from the motor vehicle registration fees of heavy trucks, buses, and recreational vehicles (KRS 186.050(3)) (KRS47.020).

Driver’s License Fees – This is Louisville Metro’s portion of the fees collected as a part of the driver licensing process (KRS 186.535).

FINES

Parking Fines – These funds are collected from parking citations issued for on-street parking violations (LMCO 72.999).

Citation Fee Revenue – These funds represent quarterly payments from the State of Kentucky from a pool of funds generated by a \$20 court fee imposed on defendants in Circuit Court criminal cases. Thirty percent (30%) of the fund is distributed equally to all local governments with police departments, fifty percent (50%) of the fund is distributed to local governments based upon a formula using the number of certified officers, and twenty percent (20%) of the fund is distributed equally to all jurisdictions that transfer prisoners between jails (KRS 24A.176).

**LOUISVILLE METRO
REVENUE DESCRIPTIONS
FISCAL YEAR 2015-2016**

REVENUES FROM USE OF MONEY/PROPERTY

Investment Income Interest – These funds represent interest earned and net capital gains on Louisville Metro’s portfolio.

Public Telephone Fees – These funds represent the commission paid to Louisville Metro from companies operating pay telephones on the Metro right-of-ways.

Rents – These funds represent payments received by Louisville Metro for rents or leases of property, such as space occupied by the Commonwealth Attorney and Downtown Ford.

CHARGES FOR SERVICE

Revenue Bonds Payment in Lieu of Taxes – These funds represent payments in lieu of real property taxes paid by property owners to Louisville Metro wherein Louisville Metro issued Revenue Bonds financing improvements to the property. The property is still in Louisville Metro’s name.

Waste Reduction Center, Waste Disposal – These funds represent fees charged to businesses and residents for disposal of junk at the Waste Reduction Center.

Tow-in-Lot Fees – These funds are fees collected relating to the impoundment and storage of illegally parked and abandoned vehicles along with auction revenue from the sale of unclaimed vehicles no sooner than 45 days after certified notification of owners and lien holders (LMCO 72.062).

Hazardous Material Inspection Fees – These funds represent fees assessed on any facility within the Urban Services District that uses, stores, and/or manufactures hazardous materials and is based on the quantity and total number of containers such as cylinders, drums, etc. to cover Louisville Metro’s cost of inspections, mandated reporting requirements, maintaining and providing an information database to emergency responders, and responses to emergency incidents.

Emergency Medical Services – These funds represent the fees paid for receipt of emergency medical services (LMCO 39.045).

Police Records Report – These funds represent charges for copies of accident reports and arrest record checks at the Louisville Metro Police Department (KRS 61.874).

Fire Protection – These funds represent fees paid to Louisville Metro for providing fire protection to sixth class cities (KRS 79.110 and LMCO Table of Special Ordinances, Table XII).

Miscellaneous – These miscellaneous revenues include Louisville Metro’s service charges for bad checks, escheat recovery, false alarm fees, child support administration fees, vehicle reimbursement fees from employees with assigned take-home cars, and other small receipts not fitting any of the above categories.

**LOUISVILLE METRO
REVENUE DESCRIPTIONS
FISCAL YEAR 2015-2016**

Indirect Services – These funds represent CDBG funds used to reimburse Louisville Metro for use of central services to conduct Block Grant activities.

INTERGOVERNMENTAL REVENUES

25% State Fees from Sheriff & Clerk – This is Metro Government’s portion of fees collected by the Jefferson County Clerk and the Jefferson County Sheriff for operation of their respective offices (KRS 64.350).

Fee Officers’ Terms – This revenue occurs when the County Clerk and/or Sheriff completes their terms or leave office, and is derived from the settling of the accounts of the two offices. As such, this revenue is only realized when either the Clerk and/or Sheriff completes their term or leaves office (KRS 64.830).

District Court Fees – This revenue is a portion (5.5%) of the court costs collected by the Jefferson District Court (KRS 42.320(j)).

Coal/Mineral Severance Taxes – This revenue is Louisville Metro’s portion of taxes levied by the State for the removal and processing of coal, oil, natural gas, and other natural resources mined in the state. The current rate is 4.5% of gross value (KRS 42.470 and 143A.020).

Department of Corrections – This revenue line includes a per diem reimbursement from the State for housing of Federal and out-of-county prisoners as well as an annual stipend from the State for the operation of the correctional facility (KRS 441.206). Additionally, Local Corrections Assistance funds resulting from House Bill 463 in 2011 are included in this line item. These funds are used to support local correctional facilities and programs, including the transportation of prisoners.

Youth Detention Services – This revenue line includes a per diem reimbursement from the Kentucky Department of Juvenile Justice (DJJ) for housing youth offenders (KRS 15A.305) as well as providing reimbursement for Commissioner Warrants and DJJ, Alternative Placement Services, the Home Incarceration Program, and the Home Supervision Program.

Election Expense Refund – This is a State stipend for the conduction of elections. It is based upon the number of registered voters and the number of precincts in Louisville Metro (KRS 117.343 and 117.345).

MUNICIPAL AID & COUNTY ROAD AID

The Municipal Aid portion represents Louisville Metro’s share of State Motor Fuels tax collections and interest earned on these funds. These funds are restricted in use for street and street-related expenditures. A portion of the State Motor Fuels tax collections (7.7%) is distributed to urbanized areas based upon a formula using decennial census counts (KRS 177.365). The County Road Aid portion represents Louisville Metro’s share of State Motor Fuels tax collections distributed to counties based upon a formula that takes into account rural population, road mileage outside urbanized areas, and rural square mileage (KRS 177.320).

**LOUISVILLE METRO
REVENUE DESCRIPTIONS
FISCAL YEAR 2015-2016**

COMMUNITY DEVELOPMENT

These funds represent Louisville Metro's Federal Community Development Block Grant (CDBG) funds. These funds are restricted for use in low and moderate income areas.

CAPITAL FUND

These funds represent interest earned and net capital gains on the capital portion of Louisville Metro's portfolio.

OTHER FUNDS (NET TOTAL)

These funds represent anticipated surplus property sales proceeds, unexpended appropriations from prior capital projects, other potential carryforward amounts available from a prior year less the anticipated replenishment of the Unassigned General Fund Balance during the upcoming fiscal year, per Ordinance No. 21, Series 2011.

LOUISVILLE METRO
REVENUE ESTIMATES AND RECEIPTS SUMMARY
FISCAL YEAR 2015-2016

Revenue

Total available funds are estimated at \$584,558,200. This includes: \$560,226,600 in General Fund (GF) revenues; \$12,150,000 in State Municipal Road Aid and County Road Aid funds; \$11,301,600 in Community Development Block Grant (CDBG) funds; \$130,000 from the Capital Fund; and a net total of \$750,000 from items such as the sale of surplus property and the restoration of the Unassigned General Fund Balance, per Ordinance No. 21, Series 2011.

In FY16, the estimated total funds available of \$584,558,200 will be \$8,229,300 more than the projected \$576,328,900 available in FY15. This represents an increase of 1.4%.

Overall GF revenue growth is anticipated at 1.8% in FY16 compared to the FY15 estimate. The FY16 GF estimate of \$560.2M is \$9.9M more than the FY15 GF forecast of \$550.3M. The FY15 estimate includes \$2.8M in anticipated revenue from the term-ending settlements with the Sheriff and County Clerk. Excluding this one- time revenue, the growth rate for General Fund revenue would be 2.3%.

Employment and wage growth continue to be positive and employee withholdings are estimated to grow by 3.4% in FY16 totaling \$254.1M (46% of GF revenue). As of June 2015, Louisville Metro is experiencing our sixth straight year of wage growth.

After growth of 2.1% in FY14 and anticipated growth of 3.0% in FY15, local corporate profits are forecasted to grow 5.0% in FY16 totaling \$56.5M (10% of GF revenue) and insurance premium taxes are anticipated to grow 2.0% in FY16 totaling \$54.9M (10% of the GF revenue).

Growth in real and personal property taxes of 4.2% is anticipated in FY16 totaling \$128.0M (23% of GF revenue). This forecast is based upon preliminary April 2015 assessments from the Property Valuation Administrator and the assumption of a reduction in real property tax rates to allow for a 4% growth in real property tax revenue from the existing tax base. The proposed new tax rates will not be known until August when a final recap of the 2015 assessments is received from the PVA.

State Municipal and County Road Aid revenues, Metro Louisville's share of the State Motor Fuels tax collections, are expected to total \$12.2M in FY16. This represents a \$2.5M decrease or 17% decline from FY15 estimated revenue of \$14.7M. This reduction is attributable to the lower gasoline prices at the pump and the corresponding drop in State Motor Fuels tax collections which are based upon a flat percentage of the wholesale price of gasoline. In 2015, House Bill 299 was adopted by the Kentucky General Assembly that froze the tax rate to be levied on motor fuels in FY16.

Revenue estimates were developed primarily based on trend analysis along with the assumption of a continued economic expansion with commensurate wage and profit growth. In some instances, the forecast was affected by the change in revenue streams such as the loss of rental income from the surface parking lot owned by Metro Louisville that will be turned over for the Center City Development Project or the loss of the one-time Fee Officer's Term revenue that occurs at the conclusion of every four-year term for the Sheriff and County Clerk.

LOUISVILLE METRO
REVENUE ESTIMATES AND RECEIPTS
FISCAL YEAR 2015-2016

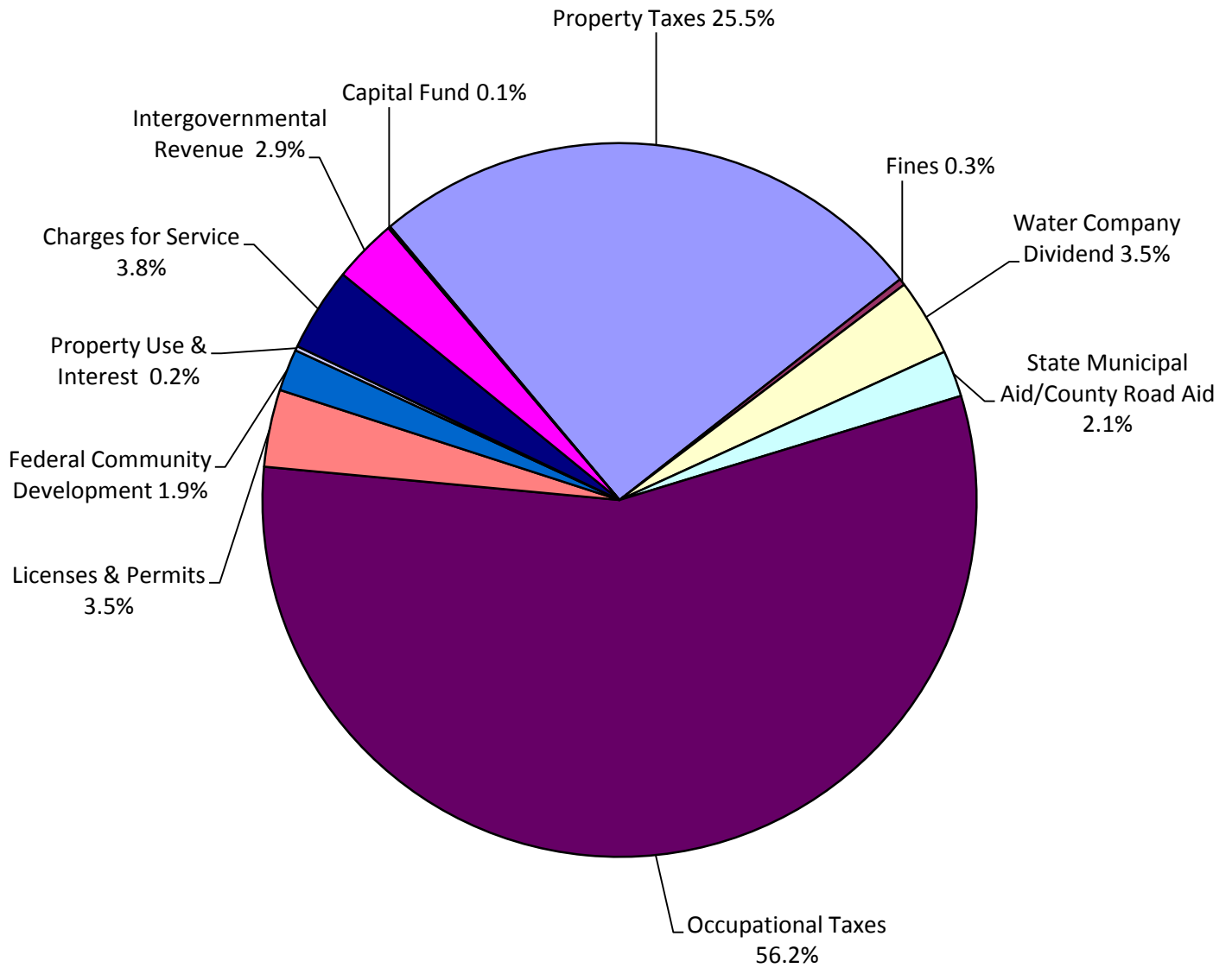
	Actual 2013-14	Original Budget 2014-15	Current Estimate 2014-15	Forecast 2015-16
GENERAL FUND				
Property Taxes				
Current Levy:				
Real & Personal Property	\$120,956,463	\$122,510,000	\$122,830,000	\$127,990,000
Public Service Corp.	7,765,117	7,250,000	10,000,000	9,000,000
Bank Deposits & Life Ins. Shares	5,028,818	5,030,000	4,980,000	5,080,000
Distilled Spirits	437,207	440,000	430,000	430,000
Agricultural Products	598	-	-	-
Deed Taxes	2,915,620	3,350,000	3,440,000	3,780,000
	<u>137,103,823</u>	<u>138,580,000</u>	<u>141,680,000</u>	<u>146,280,000</u>
Delinquent:				
Interest & Penalties	697,489	730,000	690,000	690,000
Prior Year	2,310,570	2,400,000	2,220,000	2,220,000
	<u>3,008,059</u>	<u>3,130,000</u>	<u>2,910,000</u>	<u>2,910,000</u>
Property Taxes Subtotal	140,111,883	141,710,000	144,590,000	149,190,000
Revenue Commission Payments				
Occupational License Taxes				
Employee Withholdings	234,532,212	248,340,000	245,680,000	254,050,000
Net Profits	52,266,173	59,720,000	53,820,000	56,510,000
Insurance Premiums Taxes	51,710,086	53,180,000	53,800,000	54,870,000
Net Interest, Fees & Expenses	(27,202,868)	(32,730,000)	(32,450,000)	(37,123,400)
	<u>311,305,603</u>	<u>328,510,000</u>	<u>320,850,000</u>	<u>328,306,600</u>
Annual Water Company Dividend	20,055,060	20,390,000	20,770,000	20,660,000
Revenue Comm. Payments Subtotal	331,360,663	348,900,000	341,620,000	348,966,600
Licenses and Permits				
Alcoholic Beverage Licenses	2,146,726	2,220,000	2,200,000	2,200,000
Building Permits	4,544,631	4,060,000	5,200,000	5,760,000
Right-of-Way Permit Fees	529,735	520,000	680,000	680,000
Degradation Fees	65,773	60,000	100,000	100,000
Privileges	716,017	3,680,000	3,680,000	3,880,000
Special Regulatory Licenses	354,558	290,000	400,000	400,000
IPL Civil Penalties	2,360,447	2,700,000	2,700,000	2,900,000
Cable TV Franchise	50,000	50,000	50,000	50,000
Gross Revenue & Excise Tax Fund	3,971,413	3,970,000	3,970,000	3,970,000
Truck License Fees	-	220,000	197,300	200,000
Driver's License Fees	-	70,000	70,700	70,000
Licenses and Permits Subtotal	14,739,299	17,840,000	19,248,000	20,210,000
Fines				
Parking Fines	1,294,707	1,280,000	1,160,000	1,080,000
Citation Fee Revenue	667,937	650,000	620,000	630,000
Fines Subtotal	1,962,643	1,930,000	1,780,000	1,710,000

LOUISVILLE METRO
REVENUE ESTIMATES AND RECEIPTS
FISCAL YEAR 2015-2016

	Actual 2013-14	Original Budget 2014-15	Current Estimate 2014-15	Forecast 2015-16
Revenue From Use of Money/Property				
Investment Income Interest	316,982	180,000	210,000	230,000
Public Telephone Fees	4,642	-	-	-
Rents	1,160,078	780,000	1,080,000	680,000
Revenue From Use of Money/Property Subtotal	1,481,701	960,000	1,290,000	910,000
Charges for Service				
Rev. Bonds Payment in Lieu of Taxes	2,987	-	-	-
Waste Reduction Facility	492,631	450,000	540,000	550,000
Tow-in-Lot Fees	2,800,705	2,750,000	2,980,000	3,040,000
Hazardous Material Inspection Fees	9,947	50,000	10,000	10,000
Emergency Medical Services	14,832,896	14,640,000	16,850,000	17,190,000
Police Records Report	596,360	420,000	350,000	350,000
Fire Protection, Outside USD	204,784	210,000	210,000	210,000
Miscellaneous	1,785,320	1,180,000	820,000	720,000
Indirect Services	410,000	410,000	410,000	250,000
Charges for Service Subtotal	21,135,632	20,110,000	22,170,000	22,320,000
Intergovernmental Revenue				
25% State Fees from Sheriff & Clerk	7,041,632	7,850,000	7,850,000	8,010,000
Fee Officers' Term	-	2,800,000	2,800,000	-
District Court Fees	250,199	250,000	250,000	250,000
Coal/Mineral Severance Taxes	299,836	320,000	320,000	320,000
Department of Corrections	5,194,909	5,170,000	4,820,000	4,820,000
Youth Detention Services	3,212,157	2,900,000	3,270,000	3,270,000
Election Expense Refund	-	220,000	250,000	250,000
Intergovernmental Revenue Subtotal	15,998,734	19,510,000	19,560,000	16,920,000
General Fund Total	526,790,555	550,960,000	550,258,000	560,226,600
Municipal Aid/County Road Aid	15,313,959	14,690,000	14,690,000	12,150,000
Community Development	11,049,200	10,742,300	10,742,300	11,301,600
Current Revenues Total	553,153,714	576,392,300	575,690,300	583,678,200
Capital Fund	130,000	130,000	130,000	130,000
Other Funds (Net Total)	11,959,100	508,600	508,600	750,000
All Revenues Total	\$565,242,814	\$577,030,900	\$576,328,900	\$584,558,200

**LOUISVILLE METRO
SOURCES OF REVENUE
FISCAL YEAR 2015-2016**

**General Fund - Municipal Aid/County Road Aid
Community Development - Capital/Other Fund**



**LOUISVILLE METRO
DEBT SERVICE
FISCAL YEAR 2015-2016**

Purpose: This section is intended to provide summary level information regarding debt service obligations of Louisville Metro. It is not intended to replace any official transcripts or bond offering documents.

Organization: This section is organized with a cumulative debt service total for Louisville Metro, then a summary listing for the FY16 budget by the entity providing the debt service payment with the bond years ascending to the most recent year of issuance, including anticipated new issuances.

Accounting: The totals provided in this section relate to scheduled debt service within the fiscal year indicated. The Comprehensive Annual Financial Report (CAFR) may differ due to the accrual accounting of interest payments and subsequent reversals upon the first debt service payment of the next fiscal year. For example, a bond with semi-annual payments on April 1st and October 1st would have the associated accrued interest between April 1st and June 30th recorded in the CAFR.

Timing: Where external sources of debt service are listed it is possible that due to the timing of the payment to Louisville Metro the debt service in any single year may not materialize as budgeted, but would be a credit to the next fiscal year. Currently, the 2009F and 2010C bond series are six months in arrears with regard to the external funding from the federal government.

Debt Limits: Metro Government is authorized by Section 158 of the Kentucky Constitution to incur indebtedness to a maximum of ten percent of the taxable property located within the boundaries of Jefferson County. Value of taxable property is to be estimated by the assessment next before the assessment previous to incurring additional indebtedness. The legal debt margin as of the FY14 CAFR is \$7,322,424,534.

Estimates: Occasionally, external sources of debt service rely on estimation of future economic activity. Two examples include the 2009F and 2010D bond series. The 2009F bond series contains provisions for recovery from the federal government under the American Recovery and Reinvestment Act (ARRA) that are listed amounts within the bond transcript, but it also includes fees from developers associated with the System Development Charge Fund (Ordinance No. 66, Series 2006) which is based on development activity within certain geographic zones of houses, condominiums, and apartments. These fees are estimated annually based on permitting trends. Additionally, the 2010D bond series has external funding from the Commonwealth of Kentucky related to growth in sales and income taxes within a defined geographic zone. The amount of external funding is estimated annually based on prior trends and the future economic outlook. Estimates are indicated by light shading over the number. For FY16 the impact of the federal sequester was estimated to reduce federal support payments by 7.2%, impacting the 2009F and 2010C bonds.



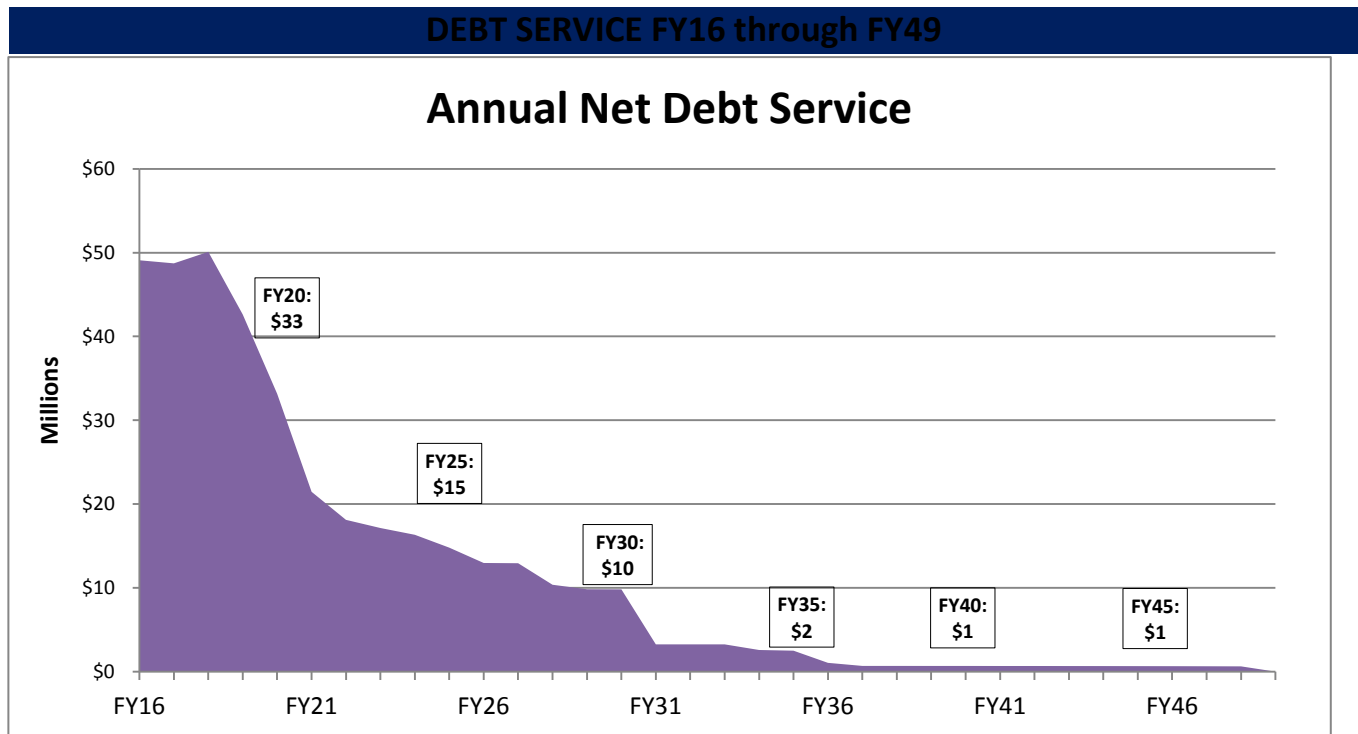
This Page Left Intentionally Blank

**LOUISVILLE METRO
DEBT SERVICE
FISCAL YEAR 2015-2016**

CUMULATIVE DEBT SERVICE TOTALS

Period Ending	Principal	Interest	External Source of Debt Service	Annual Net Debt Service
FY16	\$39,330,236	\$18,638,373	\$8,878,672	\$49,089,936
FY17	39,872,037	17,876,380	9,022,391	48,726,027
FY18	40,832,384	19,455,008	10,186,105	50,101,287
FY19	39,966,730	14,957,350	12,300,454	42,623,627
FY20	32,574,392	13,704,558	13,119,361	33,159,589
FY21	21,826,018	12,690,759	13,058,739	21,458,037
FY22	19,487,398	11,906,074	13,280,830	18,112,642
FY23	19,457,323	11,105,701	13,426,789	17,136,235
FY24	19,583,792	10,286,444	13,541,764	16,328,472
FY25	16,880,954	9,503,843	11,589,627	14,795,170
FY26	15,803,923	8,789,588	11,629,154	12,964,357
FY27	16,527,697	8,077,172	11,669,975	12,934,894
FY28	14,728,090	7,201,991	11,566,869	10,363,213
FY29	10,715,223	6,333,920	7,217,898	9,831,245
FY30	11,249,520	5,787,038	7,219,208	9,817,350
FY31	4,540,809	5,416,613	6,706,037	3,251,385
FY32	4,904,169	5,228,891	6,881,063	3,251,997
FY33	5,289,686	5,023,892	7,061,145	3,252,433
FY34	5,012,445	4,812,770	7,246,433	2,578,782
FY35	4,867,538	4,606,109	6,977,084	2,496,563
FY36	3,823,390	4,394,583	7,173,257	1,044,716
FY37	3,850,000	4,205,278	7,375,118	680,160
FY38	4,260,000	4,002,569	7,582,838	679,731
FY39	4,695,000	3,778,731	7,796,592	677,139
FY40	5,160,000	3,532,394	8,016,562	675,832
FY41	5,650,000	3,262,181	8,242,935	669,246
FY42	6,180,000	2,966,469	8,475,904	670,564
FY43	6,735,000	2,643,631	8,715,668	662,963
FY44	7,330,000	2,292,044	8,962,432	659,612
FY45	7,960,000	1,909,831	9,216,406	653,425
FY46	8,630,000	1,495,119	9,477,810	647,308
FY47	9,340,000	1,045,906	9,746,869	639,037
FY48	10,090,000	560,194	10,023,814	626,380
FY49	6,160,000	153,981	6,313,981	-
TOTALS:	\$473,313,756	\$237,645,384	\$319,699,785	\$391,259,355

LOUISVILLE METRO
DEBT SERVICE
FISCAL YEAR 2015-2016



The following pages of debt service specifically relate to debt that was either issued during calendar 2014, FY15, or is anticipated to be issued during FY16.

Approximately \$193M, or 40%, of the anticipated outstanding principal after the adoption of the FY16 budget will be amortized over the next 5-year period.

Approximately \$290M, or 61%, of the anticipated outstanding principal after the adoption of the FY16 budget will be amortized over the next 10-year period.

**LOUISVILLE METRO
DEBT SERVICE
FISCAL YEAR 2015-2016**

FY16 Debt Service Paid by the Office of Management & Budget

Issue	Gross Debt Service	External Source of		Net Debt Service	Budgeted Amount
		Debt Service			
1992A	\$6,990,000	\$0		\$6,990,000	\$6,990,000
2007A	4,482,779	4,393,123		89,656	89,700
2011 Lease	728,077	0		728,077	728,100
2015 Water Co.	1,773,380	0		1,773,380	1,773,400
2015 Line of Credit	2,250,000	0		2,250,000	2,250,000
2015 Letter of Credit	27,500	0		27,500	27,500
SUBTOTAL:	\$16,251,736	\$4,393,123		\$11,858,613	\$11,858,700

FY16 Debt Service Paid by the Revenue Commission

Issue	Gross Debt Service	External Source of		Net Debt Service	Budgeted Amount
		Debt Service			
2006A	\$1,608,300	-		\$1,608,300	\$1,608,400
2009A	793,035	-		793,035	793,100
2009B	3,782,988	-		3,782,988	3,783,000
2009C	1,759,663	-		1,759,663	1,759,700
2009D	1,317,750	-		1,317,750	1,317,800
2009E	5,177,825	-		5,177,825	5,177,800
2009F	3,245,353	1,688,081		1,557,271	1,557,300
2010A	4,350,900	-		4,350,900	4,350,900
2010B	419,150	-		419,150	419,200
2010C	733,199	237,468		495,732	495,800
2010D	3,825,663	2,100,000		1,725,663	1,725,700
2010E	681,525	-		681,525	681,600
2013A	674,119	-		674,119	674,200
2013B	577,504	-		577,504	577,600
2013C	252,125	-		252,125	252,200
2013D	833,000	-		833,000	833,000
2014A	412,633	-		412,633	412,700
2014B	1,022,483	-		1,022,483	1,022,500
2014D	746,800	-		746,800	746,800
2014E	4,409,100	-		4,409,100	4,409,100
2014F	683,400	-		683,400	683,400
2015A	877,338	460,000		417,338	417,400
2015B	365,557	-		365,557	365,600
2016C	1,055,821	-		1,055,821	1,055,900
2015D	2,111,642	-		2,111,642	2,111,700
2015E	0	-		0	0
SUBTOTAL:	\$41,716,872	\$4,485,549		\$37,231,323	\$37,232,400
FY16 TOTAL:	\$57,968,608	\$8,878,672		\$49,089,936	\$49,091,100

**LOUISVILLE METRO
DEBT SERVICE
FISCAL YEAR 2015-2016**

2015 Water Co. Note Extension

Purpose:	This is a requested 5-year extension (from the 2/11/11 original note authorized by Ordinance No. 20, Series 2011) of a promissory note between Louisville/Jefferson County Metro Government and the Louisville Water Company originally issued to assist in fulfilling a judgment in the Michael Hasken, et al. v. City of Louisville et al. lawsuit related to disputed wage calculations for firefighters.
Authorizing Ordinance:	TBD
Date of Issuance:	TBD
Principal Issued:	\$7,705,000
Fiscal Term of Note:	5 years
Interest Cost:	2.00%
Winning Bidder:	Negotiated with the Louisville Water Company
Ratings at Time of Issuance:	
Fitch	N/A
Moody's	N/A
S&P	N/A
Bond Counsel:	Rubin & Hays
Financial Advisor:	J.J.B. Hilliard, W.L. Lyons, LLC
External Sources of Debt Service:	None
Notes on External Sources of Debt Service:	N/A
Debt Service is Paid By:	Office of Management & Budget

**LOUISVILLE METRO
DEBT SERVICE
FISCAL YEAR 2015-2016**

2015 Water Co. Note Extension

Period Ending	Principal	Interest	External Source of Debt Service	Annual Net Debt Service
6/30/2016	\$1,480,580	\$292,800	-	\$1,773,380
6/30/2017	1,510,192	124,488	-	1,634,680
6/30/2018	1,540,396	94,285	-	1,634,680
6/30/2019	1,571,204	63,477	-	1,634,680
6/30/2020	1,602,628	32,053	-	1,634,680
TOTALS:	\$7,705,000	\$607,102	-	\$8,312,102

**LOUISVILLE METRO
DEBT SERVICE
FISCAL YEAR 2015-2016**

2015 Line of Credit

Purpose:	This line of credit provides \$2.25 million to an escrow account required by the Development Agreement between Louisville Metro and Louisville Galleria LLC (Developer). The escrow account is for the benefit of the Developer. It will be used to extend locally the tourism tax credits received by the Developer from the Commonwealth of Kentucky related to the Fourth Street Live! project for a period of nine years at \$250,000 per year.
Authorizing Ordinance:	No. 5, Series 2015
Date of Issuance:	TBD
Principal Issued:	\$2,250,000
Fiscal Term of Note:	1 year
Interest Cost:	TBD
Winning Bidder:	Negotiated with 5th/3rd Bank
Ratings at Time of Issuance:	
Fitch	N/A
Moody's	N/A
S&P	N/A
Bond Counsel:	Rubin & Hays
Financial Advisor:	N/A
External Sources of Debt Service:	Appropriation within the operating budget of the Office of Management & Budget
Notes on External Sources of Debt Service:	N/A
Debt Service is Paid By:	Office of Management & Budget

**LOUISVILLE METRO
DEBT SERVICE
FISCAL YEAR 2015-2016**

2015 Line of Credit				
Period Ending	Principal	Interest	External Source of Debt Service	Annual Net Debt Service
6/30/2016	\$2,250,000	-	-	\$2,250,000
TOTALS:	\$2,250,000	-	-	\$2,250,000

**LOUISVILLE METRO
DEBT SERVICE
FISCAL YEAR 2015-2016**

2015 Letter of Credit

Purpose:	This Letter of Credit is a requirement of the City Center Development agreement authorized by Ordinance No. 3, Series 2015 to reimburse the Developer for soft cost expenditures should the project not come to fruition.
Authorizing Ordinance:	No. 3, Series 2015
Date of Issuance:	TBD
Principal Issued:	N/A
Fiscal Term of Note:	3 years
Interest Cost:	TBD
Winning Bidder:	Negotiated with 5th/3rd Bank
Ratings at Time of Issuance:	
Fitch	N/A
Moody's	N/A
S&P	N/A
Bond Counsel:	Rubin & Hays
Financial Advisor:	N/A
External Sources of Debt Service:	Appropriation within the operating budget of the Office of Management & Budget
Notes on External Sources of Debt Service:	N/A
Debt Service is Paid By:	Office of Management & Budget

**LOUISVILLE METRO
DEBT SERVICE
FISCAL YEAR 2015-2016**

2015 Letter of Credit				
Period Ending	Principal	Interest	External Source of Debt Service	Annual Net Debt Service
6/30/2016	-	\$27,500	-	\$27,500
TOTALS:	-	\$27,500	-	\$27,500

**LOUISVILLE METRO
DEBT SERVICE
FISCAL YEAR 2015-2016**

Note Series:	2014A
---------------------	--------------

Purpose:	This issue is a general obligation note for the first \$2,000,000 drawdown associated with vehicle replacement funding for Police, EMS, and general fleet vehicles authorized by Ordinance No. 107, Series 2013. A second drawdown of \$4,961,900 is the companion general obligation note (2014B Series) that satisfies the authorized funding.
Authorizing Ordinance:	No. 232, Series 2013
Date of Issuance:	1/9/2014
Principal Issued:	\$2,000,000
Fiscal Term of Note:	5 years
Interest Cost:	1.27%
Winning Bidder:	JP Morgan Chase Bank
Ratings at Time of Issuance:	
Fitch	N/A
Moody's	N/A
S&P	N/A
Bond Counsel:	Rubin & Hays
Financial Advisor:	N/A
External Sources of Debt Service:	None
Notes on External Sources of Debt Service:	N/A
Debt Service is Paid By:	Revenue Commission

**LOUISVILLE METRO
DEBT SERVICE
FISCAL YEAR 2015-2016**

Note Series:		2014A		
Period Ending	Principal	Interest	External Source of Debt Service	Annual Net Debt Service
6/30/2016	\$396,043	\$16,590	-	\$412,633
6/30/2017	401,076	11,557	-	412,633
6/30/2018	406,173	6,460	-	412,633
6/30/2019	205,018	1,299	-	206,317
TOTALS:	\$1,408,311	\$35,906	-	\$1,444,217

**LOUISVILLE METRO
DEBT SERVICE
FISCAL YEAR 2015-2016**

Note Series:	2014B
---------------------	--------------

Purpose:	This issue is a general obligation note for the second \$4,961,900 drawdown associated with vehicle replacement funding for Police, EMS, and general fleet vehicles authorized by Ordinance No. 107, Series 2013. A first drawdown of \$2,000,000 is the companion general obligation note (2014A Series) that satisfies the authorized funding.
Authorizing Ordinance:	No. 232, Series 2013
Date of Issuance:	3/3/2014
Principal Issued:	\$4,961,900
Fiscal Term of Note:	5 years
Interest Cost:	1.30%
Winning Bidder:	JP Morgan Chase Bank
Ratings at Time of Issuance:	
Fitch	N/A
Moody's	N/A
S&P	N/A
Bond Counsel:	Rubin & Hays
Financial Advisor:	N/A
External Sources of Debt Service:	None
Notes on External Sources of Debt Service:	N/A
Debt Service is Paid By:	Revenue Commission

**LOUISVILLE METRO
DEBT SERVICE
FISCAL YEAR 2015-2016**

Note Series:		2014B		
Period Ending	Principal	Interest	External Source of Debt Service	Annual Net Debt Service
6/30/2016	\$980,424	\$42,060	\$0	\$1,022,483
6/30/2017	993,179	29,304	-	1,022,483
6/30/2018	1,006,101	16,383	-	1,022,483
6/30/2019	507,948	3,294	-	511,242
TOTALS:	\$3,487,652	\$91,040	\$0	\$3,578,692

**LOUISVILLE METRO
DEBT SERVICE
FISCAL YEAR 2015-2016**

Bond Series:	2014D
---------------------	--------------

Purpose: This bond was issued to fund various projects contained within the FY15 capital budget (Ordinance No. 101, Series 2014).

Authorizing Ordinance: No. 166, Series 2014

Date of Issuance: 12/3/2014

Principal Issued: \$9,910,000

Fiscal Term of Bond: 21 years

True Interest Cost: 2.98%

Winning Bidder: J.P. Morgan Securities LLC

Ratings at Time of Issuance:

Fitch AAA

Moody's Aa1

S&P AA+

Bond Counsel: Rubin & Hays

Financial Advisor: J.J.B. Hilliard, W.L. Lyons, LLC

External Sources of Debt Service: None

Notes on External Sources of Debt Service: N/A

Debt Service is Paid By: Revenue Commission

**LOUISVILLE METRO
DEBT SERVICE
FISCAL YEAR 2015-2016**

Bond Series:		2014D		
Period Ending	Principal	Interest	External Source of Debt Service	Annual Net Debt Service
6/30/2016	\$325,000	\$421,800	-	\$746,800
6/30/2017	335,000	411,850	-	746,850
6/30/2018	350,000	396,400	-	746,400
6/30/2019	370,000	378,400	-	748,400
6/30/2020	390,000	359,400	-	749,400
6/30/2021	405,000	339,525	-	744,525
6/30/2022	430,000	318,650	-	748,650
6/30/2023	450,000	296,650	-	746,650
6/30/2024	475,000	273,525	-	748,525
6/30/2025	500,000	249,150	-	749,150
6/30/2026	525,000	223,525	-	748,525
6/30/2027	550,000	199,400	-	749,400
6/30/2028	570,000	177,000	-	747,000
6/30/2029	595,000	153,700	-	748,700
6/30/2030	615,000	129,500	-	744,500
6/30/2031	645,000	104,300	-	749,300
6/30/2032	670,000	78,000	-	748,000
6/30/2033	695,000	50,700	-	745,700
6/30/2034	725,000	22,300	-	747,300
6/30/2035	195,000	3,900	-	198,900
TOTALS:	\$9,815,000	\$4,587,675	-	\$14,402,675

**LOUISVILLE METRO
DEBT SERVICE
FISCAL YEAR 2015-2016**

Note Series:	2014E
---------------------	--------------

Purpose: This note was issued to fund various projects contained within the FY15 capital budget (Ordinance No. 101, Series 2014), including \$12.7M of vehicles/equipment.

Authorizing Ordinance: No. 166, Series 2014

Date of Issuance: 12/3/2014

Principal Issued: \$19,555,000

Fiscal Term of Note: 6 years

True Interest Cost: 0.85%

Winning Bidder: J.P. Morgan Securities LLC

Ratings at Time of Issuance:

Fitch AAA

Moody's Aa1

S&P AA+

Bond Counsel: Rubin & Hays

Financial Advisor: J.J.B. Hilliard, W.L. Lyons, LLC

External Sources of Debt Service: None

Notes on External Sources of Debt Service: N/A

Debt Service is Paid By: Revenue Commission

**LOUISVILLE METRO
DEBT SERVICE
FISCAL YEAR 2015-2016**

Note Series:		2014E		
Period Ending	Principal	Interest	External Source of Debt Service	Annual Net Debt Service
6/30/2016	\$3,710,000	\$699,100	-	\$4,409,100
6/30/2017	3,825,000	585,500	-	4,410,500
6/30/2018	4,005,000	408,875	-	4,413,875
6/30/2019	4,210,000	203,500	-	4,413,500
6/30/2020	1,965,000	49,125	-	2,014,125
TOTALS:	\$17,715,000	\$1,946,100	-	\$19,661,100

**LOUISVILLE METRO
DEBT SERVICE
FISCAL YEAR 2015-2016**

Bond Series:	2014F
---------------------	--------------

Purpose:	This bond is a refinancing of the 2006A Series which was originally issued to fund various capital improvement projects primarily identified in Ordinance No. 112, Series 2006 (FY07 Capital Budget) as part of the Blueprint for Our Future program.
Authorizing Ordinance:	No. 166, Series 2014
Date of Issuance:	12/3/2014
Principal Issued:	\$19,650,000
Fiscal Term of Bond:	12 years
True Interest Cost:	2.29%
Winning Bidder:	Robert W. Baird & Co., Inc.
Ratings at Time of Issuance:	
Fitch	AAA
Moody's	Aa1
S&P	AA+
Bond Counsel:	Rubin & Hays
Financial Advisor:	J.J.B. Hilliard, W.L. Lyons, LLC
External Sources of Debt Service:	None
Notes on External Sources of Debt Service:	N/A
Debt Service is Paid By:	Revenue Commission

**LOUISVILLE METRO
DEBT SERVICE
FISCAL YEAR 2015-2016**

Bond Series:		2014F		
Period Ending	Principal	Interest	External Source of Debt Service	Annual Net Debt Service
6/30/2016	-	\$683,400	-	\$683,400
6/30/2017	-	683,400	-	683,400
6/30/2018	\$1,665,000	666,750	-	2,331,750
6/30/2019	1,695,000	633,150	-	2,328,150
6/30/2020	1,740,000	590,100	-	2,330,100
6/30/2021	1,800,000	537,000	-	2,337,000
6/30/2022	1,915,000	471,700	-	2,386,700
6/30/2023	2,000,000	393,400	-	2,393,400
6/30/2024	2,075,000	311,900	-	2,386,900
6/30/2025	2,165,000	227,100	-	2,392,100
6/30/2026	2,250,000	138,800	-	2,388,800
6/30/2027	2,345,000	46,900	-	2,391,900
TOTALS:	\$19,650,000	\$5,383,600	-	\$25,033,600

**LOUISVILLE METRO
DEBT SERVICE
FISCAL YEAR 2015-2016**

Bond Series:	2015A
---------------------	--------------

Purpose:	This proposed \$12,000,000 issue is a tax-exempt general obligation bond associated with constructing the South Central Regional Library proposed in the FY16 capital budget.
Authorizing Ordinance:	TBD
Date of Issuance:	TBD
Principal Issued:	\$12,000,000
Fiscal Term of Bond:	21 years
True Interest Cost:	TBD
Winning Bidder:	TBD
Ratings at Time of Issuance:	
Fitch	TBD
Moody's	TBD
S&P	TBD
Bond Counsel:	Rubin & Hays
Financial Advisor:	J.J.B. Hilliard, W.L. Lyons, LLC
External Sources of Debt Service:	Kentucky Department for Libraries & Archives
Notes on External Sources of Debt Service:	The Kentucky Department for Libraries & Archives has provided Louisville Metro a 20-year debt service grant associated with this project in the amount of \$460,000 per year. The first grant payment was provided in FY15.
Debt Service is Paid By:	Revenue Commission

**LOUISVILLE METRO
DEBT SERVICE
FISCAL YEAR 2015-2016**

Bond Series:		2015A		
Period Ending	Principal	Interest	External Source of Debt Service	Annual Net Debt Service
6/30/2016	\$401,311	\$476,027	\$460,000	\$417,338
6/30/2017	417,524	459,814	460,000	417,338
6/30/2018	434,392	442,946	460,000	417,338
6/30/2019	451,942	425,396	460,000	417,338
6/30/2020	470,200	407,138	460,000	417,338
6/30/2021	489,196	388,142	460,000	417,338
6/30/2022	508,960	368,378	460,000	417,338
6/30/2023	529,522	347,816	460,000	417,338
6/30/2024	550,914	326,423	460,000	417,338
6/30/2025	573,171	304,167	460,000	417,338
6/30/2026	596,328	281,010	460,000	417,338
6/30/2027	620,419	256,919	460,000	417,338
6/30/2028	645,484	231,854	460,000	417,338
6/30/2029	671,562	205,776	460,000	417,338
6/30/2030	698,693	178,645	460,000	417,338
6/30/2031	726,920	150,418	460,000	417,338
6/30/2032	756,287	121,050	460,000	417,338
6/30/2033	786,841	90,496	460,000	417,338
6/30/2034	818,630	58,708	460,000	417,338
6/30/2035	851,703	25,635		877,338
TOTALS:	\$12,000,000	\$5,546,759	\$8,740,000	\$8,806,759

**LOUISVILLE METRO
DEBT SERVICE
FISCAL YEAR 2015-2016**

Bond Series: 2015B	
Purpose:	This proposed \$10,000,000 issue is a tax-exempt general obligation bond associated with roadway paving, sidewalk improvements, and facility improvements proposed in the FY16 capital budget.
Authorizing Ordinance:	TBD
Date of Issuance:	TBD
Principal Issued:	\$10,000,000
Fiscal Term of Bond:	21 years
True Interest Cost:	TBD
Winning Bidder:	TBD
Ratings at Time of Issuance:	
Fitch	TBD
Moody's	TBD
S&P	TBD
Bond Counsel:	Rubin & Hays
Financial Advisor:	J.J.B. Hilliard, W.L. Lyons, LLC
External Sources of Debt Service:	None
Notes on External Sources of Debt Service:	N/A
Debt Service is Paid By:	Revenue Commission

**LOUISVILLE METRO
DEBT SERVICE
FISCAL YEAR 2015-2016**

Bond Series:		2015B		
Period Ending	Principal	Interest	External Source of Debt Service	Annual Net Debt Service
6/30/2016	\$165,557	\$200,000	-	\$365,557
6/30/2017	341,115	390,000	-	731,115
6/30/2018	354,896	376,219	-	731,115
6/30/2019	369,233	361,882	-	731,115
6/30/2020	384,150	346,964	-	731,115
6/30/2021	399,670	331,445	-	731,115
6/30/2022	415,817	315,298	-	731,115
6/30/2023	432,616	298,499	-	731,115
6/30/2024	450,094	281,021	-	731,115
6/30/2025	468,277	262,838	-	731,115
6/30/2026	487,196	243,919	-	731,115
6/30/2027	506,878	224,237	-	731,115
6/30/2028	527,356	203,759	-	731,115
6/30/2029	548,661	182,453	-	731,115
6/30/2030	570,827	160,288	-	731,115
6/30/2031	593,889	137,226	-	731,115
6/30/2032	617,882	113,233	-	731,115
6/30/2033	642,844	88,271	-	731,115
6/30/2034	668,815	62,300	-	731,115
6/30/2035	695,835	35,280	-	731,115
6/30/2036	358,390	7,168	-	365,557
TOTALS:	\$10,000,000	\$4,622,299	-	\$14,622,299

**LOUISVILLE METRO
DEBT SERVICE
FISCAL YEAR 2015-2016**

Note Series:	2015C
---------------------	--------------

Purpose: This proposed \$10,000,000 issue is a tax-exempt general obligation note associated with vehicle and equipment purchases for Police, Fire, EMS, and the general Metro fleet proposed as part of the FY16 capital budget.

Authorizing Ordinance: TBD

Date of Issuance: TBD

Principal Issued: \$10,000,000

Fiscal Term of Bond: 6 years

True Interest Cost: TBD

Winning Bidder: TBD

Ratings at Time of Issuance:

Fitch TBD

Moody's TBD

S&P TBD

Bond Counsel: Rubin & Hays

Financial Advisor: J.J.B. Hilliard, W.L. Lyons, LLC

External Sources of Debt Service: None

Notes on External Sources of Debt Service: N/A

Debt Service is Paid By: Revenue Commission

**LOUISVILLE METRO
DEBT SERVICE
FISCAL YEAR 2015-2016**

Note Series:		2015C		
Period Ending	Principal	Interest	External Source of Debt Service	Annual Net Debt Service
6/30/2016	\$955,821	\$100,000	-	\$1,055,821
6/30/2017	1,940,412	171,230	-	2,111,642
6/30/2018	1,979,414	132,228	-	2,111,642
6/30/2019	2,019,200	92,441	-	2,111,642
6/30/2020	2,059,786	51,855	-	2,111,642
6/30/2021	1,045,367	10,454	-	1,055,821
TOTALS:	\$10,000,000	\$558,208	-	\$10,558,208

**LOUISVILLE METRO
DEBT SERVICE
FISCAL YEAR 2015-2016**

Note Series:	2015D
---------------------	--------------

Purpose: This proposed \$20,000,000 issue is a tax-exempt general obligation note associated with an upgrade to the emergency system along with general capital projects proposed as part of the FY16 capital budget.

Authorizing Ordinance: TBD

Date of Issuance: TBD

Principal Issued: \$20,000,000

Fiscal Term of Bond: 6 years

True Interest Cost: TBD

Winning Bidder: TBD

Ratings at Time of Issuance:

Fitch TBD

Moody's TBD

S&P TBD

Bond Counsel: Rubin & Hays

Financial Advisor: J.J.B. Hilliard, W.L. Lyons, LLC

External Sources of Debt Service: None

Notes on External Sources of Debt Service: N/A

Debt Service is Paid By: Revenue Commission

**LOUISVILLE METRO
DEBT SERVICE
FISCAL YEAR 2015-2016**

Note Series:		2015D		
Period Ending	Principal	Interest	External Source of Debt Service	Annual Net Debt Service
6/30/2016	\$1,911,642	\$200,000	-	\$2,111,642
6/30/2017	3,880,823	342,460	-	4,223,283
6/30/2018	3,958,828	264,455	-	4,223,283
6/30/2019	4,038,400	184,883	-	4,223,283
6/30/2020	4,119,572	103,711	-	4,223,283
6/30/2021	2,090,734	20,907	-	2,111,642
TOTALS:	\$20,000,000	\$1,116,415	-	\$21,116,415

**LOUISVILLE METRO
DEBT SERVICE
FISCAL YEAR 2015-2016**

Bond Series: 2015E	
Purpose:	This representation shows a combined taxable and tax-exempt series of bonds related to the City Center Development project wherein a \$104.75M development grant will be made with the interest capitalized until the tax-related components of the development are fully constructed (apartments, hotel, retail, etc.).
Authorizing Ordinance:	TBD
Date of Issuance:	TBD
Principal Issued:	TBD
Fiscal Term of Bond:	31 years
True Interest Cost:	TBD
Winning Bidder:	TBD
Ratings at Time of Issuance:	
Fitch	TBD
Moody's	TBD
S&P	TBD
Bond Counsel:	Rubin & Hays
Financial Advisor:	J.J.B. Hilliard, W.L. Lyons, LLC
External Sources of Debt Service:	Commonwealth of Kentucky
Notes on External Sources of Debt Service:	The Commonwealth of Kentucky will provide Signature Tax Increment Financing (TIF) payments to support the project from additional sales, income, property, and hotel-related taxes.
Debt Service is Paid By:	Revenue Commission

**LOUISVILLE METRO
DEBT SERVICE
FISCAL YEAR 2015-2016**

Bond Series:		2015E		
Period Ending	Principal	Interest	External Source of Debt Service	Annual Net Debt Service
6/30/2016	-	-	-	-
6/30/2017	-	-	-	-
6/30/2018	-	\$2,647,048	\$1,100,000	\$1,547,048
6/30/2019	-	5,294,095	3,300,000	1,994,095
6/30/2020	-	5,294,095	4,105,756	1,188,339
6/30/2021	-	5,294,095	4,408,082	886,013
6/30/2022	\$75,000	5,293,101	4,712,033	656,068
6/30/2023	305,000	5,287,838	4,941,364	651,474
6/30/2024	520,000	5,275,898	5,150,642	645,255
6/30/2025	685,000	5,257,439	5,294,144	648,295
6/30/2026	865,000	5,231,945	5,441,764	655,181
6/30/2027	1,055,000	5,198,514	5,593,623	659,891
6/30/2028	1,260,000	5,156,793	5,749,849	666,944
6/30/2029	1,475,000	5,106,141	5,910,570	670,572
6/30/2030	1,705,000	5,044,385	6,075,920	673,465
6/30/2031	1,955,000	4,969,719	6,246,037	678,682
6/30/2032	2,220,000	4,882,533	6,421,063	681,469
6/30/2033	2,500,000	4,782,788	6,601,145	681,643
6/30/2034	2,800,000	4,669,463	6,786,433	683,029
6/30/2035	3,125,000	4,541,294	6,977,084	689,210
6/30/2036	3,465,000	4,387,415	7,173,257	679,158
6/30/2037	3,850,000	4,205,278	7,375,118	680,160
6/30/2038	4,260,000	4,002,569	7,582,838	679,731
6/30/2039	4,695,000	3,778,731	7,796,592	677,139
6/30/2040	5,160,000	3,532,394	8,016,562	675,832
6/30/2041	5,650,000	3,262,181	8,242,935	669,246
6/30/2042	6,180,000	2,966,469	8,475,904	670,564
6/30/2043	6,735,000	2,643,631	8,715,668	662,963
6/30/2044	7,330,000	2,292,044	8,962,432	659,612
6/30/2045	7,960,000	1,909,831	9,216,406	653,425
6/30/2046	8,630,000	1,495,119	9,477,810	647,308
6/30/2047	9,340,000	1,045,906	9,746,869	639,037
6/30/2048	10,090,000	560,194	10,023,814	626,380
6/30/2049	6,160,000	153,981	6,313,981	-
TOTALS:	\$110,050,000	\$125,462,923	\$211,935,695	\$23,577,227

**LOUISVILLE METRO
SUMMARY OF APPROPRIATIONS
FISCAL YEAR 2015-2016**

General Fund - Municipal Aid/County Road Aid -
Community Development Fund - Capital/Other Fund

	Council Approved 2014-2015	Mayor's Recommended 2015-2016	Percent Change
<u>Mayor's Office</u>	\$ 2,241,800	\$ 2,401,400	7.1%
<u>Metro Council</u>	7,771,100	8,048,900	3.6%
<u>Office of Internal Audit</u>	639,000	726,000	13.6%
<u>Chief of Staff</u>			
Louisville Metro Police Department	164,171,400	161,781,500	(1.5%)
<u>Chief of Public Services</u>			
Louisville Fire	49,440,300	50,509,500	2.2%
Emergency Services ¹	40,592,200	40,573,500	(0.0%)
Department of Corrections	51,051,400	52,441,700	2.7%
Youth Detention Services	9,413,200	9,689,600	2.9%
Criminal Justice Commission	7,138,200	7,026,300	(1.6%)
Public Works & Assets	45,364,700	45,498,500	0.3%
Codes & Regulations	6,366,100	6,068,400	(4.7%)
	<u>209,366,100</u>	<u>211,807,500</u>	1.2%
<u>Chief of Community Building</u>			
Human Relations Commission	739,100	750,900	1.6%
Metro Animal Services	2,869,700	2,821,600	(1.7%)
Public Health & Wellness	13,877,900	8,346,900	(39.9%)
Community Services	10,993,500	10,626,400	(3.3%)
Parks & Recreation	18,027,500	19,122,800	6.1%
Louisville Free Public Library	15,097,700	15,648,700	3.6%
Louisville Zoo	3,173,000	4,044,600	27.5%
	<u>64,778,400</u>	<u>61,361,900</u>	(5.3%)
<u>Chief of Louisville Forward</u>			
Economic Development	11,625,000	13,082,400	12.5%
Develop Louisville	12,064,100	14,534,400	20.5%
	<u>23,689,100</u>	<u>27,616,800</u>	16.6%

**LOUISVILLE METRO
SUMMARY OF APPROPRIATIONS
FISCAL YEAR 2015-2016**

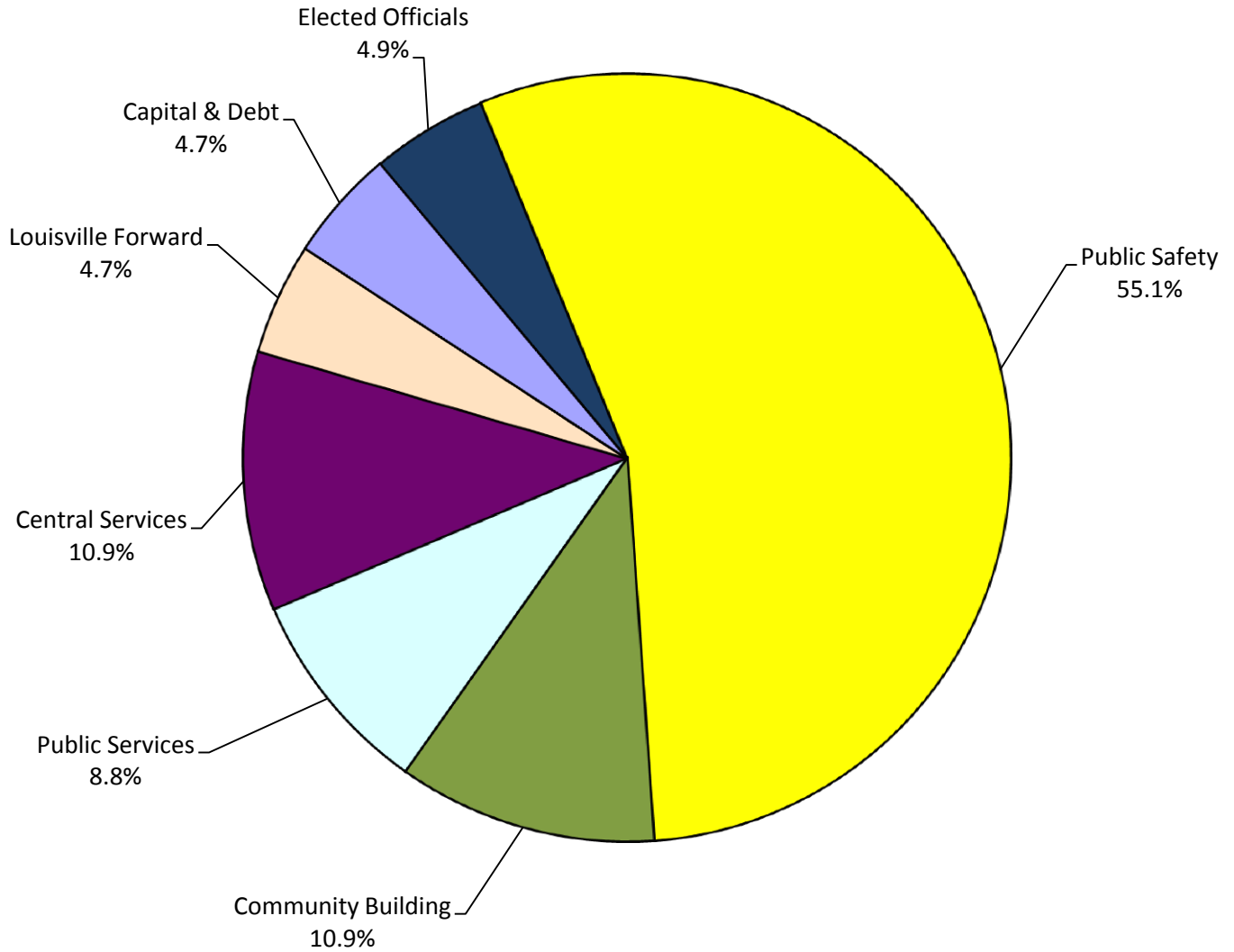
General Fund - Municipal Aid/County Road Aid -
Community Development Fund - Capital/Other Fund

	Council Approved 2014-2015	Mayor's Recommended 2015-2016	Percent Change
<u>Chief Financial Officer</u>			
Office of Management & Budget	41,578,600	45,925,100	10.5%
<u>Chief of Improvement & Technology</u>			
Office of Performance Improvement & Innovation	1,061,300	1,275,400	20.2%
Human Resources	3,922,400	3,800,900	(3.1%)
Department of Information Technology	10,787,400	12,008,500	11.3%
	15,771,100	17,084,800	8.3%
<u>Related Agencies</u>			
Waterfront Development Corporation	1,615,200	1,515,200	(6.2%)
Kentucky Science Center	762,500	762,500	0.0%
	2,377,700	2,277,700	(4.2%)
<u>Other Elected Officials</u>			
Jefferson County Attorney	7,393,700	7,692,800	4.0%
Jefferson County Clerk	3,904,100	3,908,700	0.1%
Commonwealth Attorney	1,449,100	1,628,000	12.3%
Jefferson County Coroner	1,240,000	1,263,100	1.9%
Other Statutory Obligations	3,560,200	3,749,300	5.3%
	17,547,100	18,241,900	4.0%
<u>Total - Operations</u>	549,931,400	557,273,500	1.3%
<u>Capital/Debt Service</u>	27,099,500	27,284,700	0.7%
<u>Total Appropriations</u>	\$ 577,030,900	\$ 584,558,200	1.3%

1 The Emergency Medical Services and Emergency Management Agency/MetroSafe Departments, included in the Council Approved 2014-2015 Budget, have been merged to a single Emergency Services Department in the Mayor's Recommended 2015-2016 budget.

**LOUISVILLE METRO
EXPENDITURES
FISCAL YEAR 2015-2016**

**General Fund - Municipal Aid/County Road Aid -
Community Development - Capital/Other Fund**



**LOUISVILLE METRO
SUMMARY OF APPROPRIATIONS
FISCAL YEAR 2015-2016**

All Funds

	Council Approved 2014-2015	Mayor's Recommended 2015-2016	Percent Change
<u>Mayor's Office</u>	\$ 2,241,800	\$ 2,401,400	7.1%
<u>Metro Council</u>	7,771,100	8,048,900	3.6%
<u>Office of Internal Audit</u>	639,000	726,000	13.6%
<u>Chief of Staff</u>			
Louisville Metro Police Department	173,732,400	170,937,100	(1.6%)
<u>Chief of Public Services</u>			
Louisville Fire	52,233,300	53,225,600	1.9%
Emergency Services ¹	46,089,200	46,579,100	1.1%
Department of Corrections	54,726,000	55,873,800	2.1%
Youth Detention Services	9,535,900	9,791,100	2.7%
Criminal Justice Commission	7,798,200	7,826,300	0.4%
Public Works & Assets	55,442,700	56,890,200	2.6%
Codes & Regulations	7,146,700	6,849,000	(4.2%)
	<u>232,972,000</u>	<u>237,035,100</u>	<u>1.7%</u>
<u>Chief of Community Building</u>			
Human Relations Commission	1,304,500	1,100,600	(15.6%)
Metro Animal Services	3,948,900	3,865,800	(2.1%)
Public Health & Wellness	26,484,300	20,810,500	(21.4%)
Community Services	28,467,900	28,990,500	1.8%
Parks & Recreation	24,191,900	25,618,800	5.9%
Louisville Free Public Library	17,834,700	18,441,900	3.4%
Louisville Zoo	15,105,500	14,964,100	(0.9%)
	<u>117,337,700</u>	<u>113,792,200</u>	<u>(3.0%)</u>
<u>Chief of Louisville Forward</u>			
Economic Development	27,681,400	27,066,800	(2.2%)
Develop Louisville	16,893,600	18,802,800	11.3%
	<u>44,575,000</u>	<u>45,869,600</u>	<u>2.9%</u>

**LOUISVILLE METRO
SUMMARY OF APPROPRIATIONS
FISCAL YEAR 2015-2016**

All Funds

	Council Approved 2014-2015	Mayor's Recommended 2015-2016	Percent Change
<u>Chief Financial Officer</u>			
Office of Management & Budget	55,491,900	60,817,000	9.6%
<u>Chief of Improvement & Technology</u>			
Office of Performance Improvement & Innovation	1,061,300	1,275,400	20.2%
Human Resources	3,922,400	3,800,900	(3.1%)
Department of Information Technology	12,181,200	13,072,300	7.3%
	<u>17,164,900</u>	<u>18,148,600</u>	<u>5.7%</u>
<u>Related Agencies</u>			
Waterfront Development Corporation	1,615,200	1,515,200	(6.2%)
Kentucky Science Center	762,500	762,500	0.0%
	<u>2,377,700</u>	<u>2,277,700</u>	<u>(4.2%)</u>
<u>Other Elected Officials</u>			
Jefferson County Attorney	7,705,400	8,004,500	3.9%
Jefferson County Clerk	3,954,700	3,908,700	(1.2%)
Commonwealth Attorney	1,449,100	1,863,900	28.6%
Jefferson County Coroner	1,280,700	1,292,000	0.9%
Other Statutory Obligations	3,864,500	4,045,300	4.7%
	<u>18,254,400</u>	<u>19,114,400</u>	<u>4.7%</u>
<u>Total - Operations</u>	<u>672,557,900</u>	<u>679,168,000</u>	<u>1.0%</u>
<u>Capital/Debt Service</u>	<u>79,839,100</u>	<u>205,824,400</u>	<u>157.8%</u>
<u>Total Appropriations</u>	<u>\$ 752,397,000</u>	<u>\$ 884,992,400</u>	<u>17.6%</u>

1 The Emergency Medical Services and Emergency Management Agency/MetroSafe Departments, included in the Council Approved 2014-2015 Budget, have been merged to a single Emergency Services Department in the Mayor's Recommended 2015-2016 budget.

**LOUISVILLE METRO
SUMMARY OF ANNUAL FUND APPROPRIATIONS
FISCAL YEAR 2015-2016**

	General Fund	Capital Fund	Municipal Aid/ County Road Aid	Community Development Fund	Total
Available Funds	\$ 560,226,600	\$ 130,000	\$ 12,150,000	\$ 11,301,600	\$ 583,808,200
Non-Recurring Funding Sources	-	1,200,000	-	-	1,200,000
Transfer to the Capital Fund	(4,956,100)	4,956,100	-	-	-
Committed Funds (Ord No. 21, Series 2011)	(450,000)	-	-	-	(450,000)
Grand Total: Available Funds	554,820,500	6,286,100	12,150,000	11,301,600	584,558,200
Appropriations to Operating Budget	542,961,800	-	8,541,000	5,770,700	557,273,500
Appropriations for Capital Projects	-	6,286,100	3,609,000	5,530,900	15,426,000
Appropriations for Debt Service	11,858,700	-	-	-	11,858,700
Grand Total: Appropriations	554,820,500	6,286,100	12,150,000	11,301,600	584,558,200
Unappropriated Balance:	\$ -	\$ -	\$ -	\$ -	\$ -

**LOUISVILLE METRO
PERSONNEL OVERVIEW
FISCAL YEAR 2015-2016**

Presentation of Positions within Departments

The presentation of positions within departments in this year's budget book is reflective of *filled* positions at the beginning of each quarter during FY15. Prior to FY14, the budget document contained a list of all positions within a department, regardless of whether the position was filled or fully funded for the fiscal year. The listing of filled positions provides more accurate information on the staffing level that is actually funded for each department. For comparison purposes, this budget also lists the average of the quarterly filled counts for FY13 and FY14.

Collective Bargaining Agreements

As of April 1, 2015, approximately 76% of Louisville Metro's full-time workforce has union representation. With personnel costs comprising approximately 68% of the city's overall operating budget, Metro Government has moved to a labor strategy based on standardizing the definition of overtime eligible labor throughout all contracts and limiting the growth in total compensation (Cost of Living Adjustments, step increases, or other terms of compensation) not to exceed overall average revenue growth. Below is a listing of the current status of collective bargaining contracts:

Collective Bargaining Unit	Contract End Date	Authorization
Teamsters Local 783, Corrections Civilians	6/30/2013	In negotiations
IAFF Local 345, Fire Majors	6/30/2014	Tentative Agreement
Teamsters Local 783, Corrections Supervisors	6/30/2014	Tentative Agreement
Carpenters Local 2501, Codes & Regs	6/30/2014	In negotiations
Teamsters Local 783, LMPD Civilians	6/30/2014	In negotiations
Teamsters Local 783, Waterfront Development	6/30/2015	Letter Agreement
Teamsters Local 783, EMA/MetroSafe	6/30/2015	Ord. No. 12, Series 2013
IBEW Local 369, Public Works & Assets	6/30/2015	Ord. No. 18, Series 2012
Fireman & Oilers Local 320, Public Works & Assets	6/30/2015	Ord. No. 20, Series 2012
FOP Lodge 77, Corrections Officers & Sergeants	6/30/2015	Ord. No. 95, Series 2012
Teamsters Local 783, EMS	6/30/2015	Ord. No. 96, Series 2012
FOP Lodge 77, Corrections Captains & Lieutenants	6/30/2015	Ord. No. 125, Series 2012
Teamsters Local 783, Public Works & Assets	6/30/2015	Ord. No. 142, Series 2011
IBEW Local 369, EMA/MetroSafe	6/30/2016	Ord. No. 225, Series 2012
AFSCME Local 2629, Jefferson County Master	6/30/2017	Ord. No. 11, Series 2014
Louisville Metro Traffic Guards Association	6/30/2017	Ord. No. 25, Series 2014
AFSCME Local 2629, Technology	6/30/2017	Ord. No. 136, Series 2014
AFSCME Local 2629, Revenue Commission	6/30/2017	Ord. No. 139, Series 2014
AFSCME Local 2629, Zoo	6/30/2017	Ord. No. 105, Series 2014
FOP Lodge 614, LMPD Captains & Lieutenants	6/30/2018	Ord. No. 26, Series 2014
IAFF Local 345, Fire Suppression	6/30/2018	Ord. No. 129, Series 2013
FOP Lodge 614, LMPD Officers & Sergeants	6/30/2018	Ord. No. 132, Series 2013
AFSCME Local 3447-02 & 3447-03, Parks	6/30/2018	Ord. No. 138, Series 2014
AFSCME Local 3425, Library	6/30/2019	Ord. No. 137, Series 2014

LOUISVILLE METRO
PERSONNEL SUMMARY BY AGENCY
FISCAL YEAR 2015-2016
(Filled Position Count - as of 4/1/15)

	Regular Full-Time	Regular Part-Time	Seasonal/ Other	Total
<u>Mayor's Office</u>	16	5		21
<u>Louisville Metro Council</u>	68	12	1	81
<u>Office of Internal Audit</u>	6			6
<u>Chief of Staff</u>				
Louisville Metro Police Department	1,485	65		1,550
<u>Chief of Public Services</u>				
Louisville Fire	466			466
Emergency Services	447	-		447
Department of Corrections	557	-		557
Youth Detention Services	117	-		117
Criminal Justice Commission	3	1		4
Public Works & Assets	444	1	2	447
Codes & Regulations	90		5	95
Subtotal:	2,124	2	7	2,133
<u>Chief of Community Building</u>				
Human Relations Commission	12	6	2	20
Metro Animal Services	56	1	-	57
Public Health & Wellness	194	11	1	206
Community Services	103	15	19	137
Parks & Recreation	278	43	32	353
Louisville Free Public Library	181	102	5	288
Louisville Zoo	115	18	108	241
Subtotal:	939	196	167	1,302
<u>Chief of Louisville Forward</u>				
Economic Development	82	2	-	84
Develop Louisville	139		14	153
Subtotal:	221	2	14	237
<u>Chief Financial Officer</u>				
Office of Management & Budget	354	5	1	360

LOUISVILLE METRO
PERSONNEL SUMMARY BY AGENCY
FISCAL YEAR 2015-2016
(Filled Position Count - as of 4/1/15)

	Regular Full-Time	Regular Part-Time	Seasonal/ Other	Total
<u>Chief of Improvement & Technology</u>				
Office of Performance Improvement & Innovation	9	1	-	10
Human Resources	34	-	7	41
Department of Information Technology	67			67
Subtotal:	110	1	7	118
<u>Other Elected Officials</u>				
Jefferson County Attorney	90	9		99
Commonwealth Attorney	23	-	-	23
Jefferson County Coroner	14			14
Other Statutory Obligations	3	-	1	4
Subtotal:	130	9	1	140
Total Filled Positions as of 4/1/15	5,453	297	198	5,948

Metro Government Operations**Budget Summary**

	Prior Year Actual 2013-2014	Original Budget 2014-2015	Revised Budget 2014-2015	Mayor's Recommended 2015-2016
Funding by Source				
General Fund Appropriation	511,544,000	534,911,100	535,088,000	542,961,800
Carryforward & Designated	17,165,100	5,507,800	18,619,500	4,955,600
Agency Receipts	55,846,100	57,675,800	60,870,600	61,625,900
Federal Grants	41,280,700	43,635,600	43,655,700	39,858,000
State Grants	30,503,800	30,827,600	31,713,200	29,766,700
Total Funding:	656,339,700	672,557,900	689,947,000	679,168,000
Expenditures by Category				
Personnel Services	438,900,400	448,115,700	449,562,800	458,460,500
Contractual Services	150,117,500	131,928,400	159,597,900	142,359,700
Supplies	17,579,400	21,053,600	23,324,200	20,261,000
Equipment/Capital Outlay	3,203,000	3,398,800	3,909,300	4,020,200
Direct Reimbursements	19,822,000	20,514,100	20,299,600	18,465,200
Interdepartment Charges	6,488,200	5,245,800	4,814,400	4,492,400
Other Expenses	262,300	-	265,900	-
Restricted & Other Proj Exp	-	42,301,500	28,176,100	31,109,000
Total Expenditures:	636,372,800	672,557,900	689,950,200	679,168,000

Metro Government Operations**Budget Summary**

	Prior Year Actual 2013-2014	Original Budget 2014-2015	Revised Budget 2014-2015	Mayor's Recommended 2015-2016
Expenditures by Activity				
Mayor's Office	2,393,900	2,241,800	2,241,800	2,401,400
Louisville Metro Council	5,925,600	7,771,100	8,722,900	8,048,900
Office of Internal Audit	541,500	639,000	639,000	726,000
Louisville Metro Police Department	164,038,900	173,732,400	173,304,600	170,937,100
Louisville Fire	52,941,100	52,233,300	52,193,600	53,225,600
Emergency Services	44,084,500	46,089,200	46,862,900	46,579,100
Department of Corrections	53,227,400	54,726,000	55,158,000	55,873,800
Youth Detention Services	9,308,700	9,535,900	9,530,000	9,791,100
Criminal Justice Commission	6,782,500	7,798,200	7,759,200	7,826,300
Public Works & Assets	52,936,600	55,442,700	56,815,100	56,890,200
Codes & Regulations	9,377,400	7,146,700	7,150,400	6,849,000
Human Relations Commission	906,800	1,304,500	1,201,700	1,100,600
Metro Animal Services	3,287,900	3,948,900	3,982,900	3,865,800
Public Health & Wellness	28,503,800	26,484,300	27,077,400	20,810,500
Community Services	22,903,900	28,467,900	30,634,100	28,990,500
Parks & Recreation	23,497,800	24,191,900	25,139,300	25,618,800
Louisville Free Public Library	16,918,900	17,834,700	18,344,700	18,441,900
Louisville Zoo	13,945,000	15,105,500	15,109,000	14,964,100
Economic Development	30,195,100	27,681,400	31,829,200	27,066,800
Develop Louisville	8,908,900	16,893,600	18,204,700	18,802,800
Office of Management & Budget	51,353,200	55,491,900	59,909,100	60,817,000
Office of Performance Improvement & Innovation	771,900	1,061,300	1,061,300	1,275,400
Human Resources	3,770,600	3,922,400	3,922,400	3,800,900
Department of Information Technology	10,997,700	12,181,200	12,185,000	13,072,300
Related Agencies	2,657,600	2,377,700	2,377,700	2,277,700
Other Elected Officials	16,195,600	18,254,400	18,594,200	19,114,400
Total Expenditures:	636,372,800	672,557,900	689,950,200	679,168,000

MAYOR'S OFFICE

Mission Statement

Provide vision and leadership to the community to improve quality of life and economic health through effective and efficient delivery of public services.

Major Services

- Administration
- Development and management of Metro's Strategic Plan

Objectives

- Use technology and innovation to deliver excellent city services
- Solve the systemic budget issues
- Create additional jobs at higher wages
- Invest in people and neighborhoods to advance Louisville's "Quality of Place"
- Create a 25-year city plan for development and revitalization

Website

To view the agency's strategic plan along with other important information, please visit <http://louisvilleky.gov/government/mayor-greg-fischer>

Mayor's Office**Budget Summary**

	Prior Year Actual 2013-2014	Original Budget 2014-2015	Revised Budget 2014-2015	Mayor's Recommended 2015-2016
Funding by Source				
General Fund Appropriation	2,393,700	2,241,800	2,241,800	2,401,400
Total Funding:	2,393,700	2,241,800	2,241,800	2,401,400
Expenditures by Category				
Personnel Services	2,215,200	2,070,600	2,070,600	2,230,900
Contractual Services	151,700	144,000	144,000	143,400
Supplies	17,600	16,100	16,100	15,600
Equipment/Capital Outlay	1,700	2,100	2,100	4,000
Direct Reimbursements	6,900	8,100	8,100	6,600
Interdepartment Charges	800	900	900	900
Total Expenditures:	2,393,900	2,241,800	2,241,800	2,401,400
Expenditures by Activity				
Mayor's Office Administration	2,393,900	2,241,800	2,241,800	2,401,400
Total Expenditures:	2,393,900	2,241,800	2,241,800	2,401,400

Mayor's Office**Filled Position Detail**

	FY13 Average	FY14 Average	FY15 by Quarter			
			7/1/14	10/1/14	1/1/15	4/1/15
Regular Full-time	20	17	16	16	16	16
Regular Part-time	6	5	5	5	5	5
Seasonal/Other	0	0	0	0	0	0
Filled Position Total	26	22	21	21	21	21
Position Title						
Administrative Assistant	3	3	3	3	3	3
Chief Administrative Officer	1	0	0	0	0	0
Chief Legal Counsel	1	1	0	1	1	1
Chief of Community Building	1	1	1	1	1	1
Chief of Public Services	1	1	1	1	1	1
Chief of Staff	1	1	1	1	1	1
Chief of Strategic Initiatives	1	1	1	0	0	0
Counsel	1	1	1	1	1	1
Deputy Chief of Staff	0	0	0	0	1	1
Deputy for Communications	2	1	1	1	1	1
Director of Communications	1	1	1	1	1	1
Director of Performance Improvement	1	0	0	0	0	0
Director of Policy	1	1	1	1	0	0
Intergovernmental Affairs Aide	1	1	1	1	1	1
Mayor	1	1	1	1	1	1
Mayor's Scheduler	1	1	1	1	1	1
Senior Policy Advisor	1	0	0	0	0	0
Special Assistant	4	4	4	4	4	4
Special Police	2	2	2	2	2	2
Speech Writer	1	1	1	1	1	1

LOUISVILLE METRO COUNCIL

Mission Statement

Enact legislation to meet the needs of the citizens of Louisville Metro.

Major Services

Standing Committees:

- Appropriations, Neighborhood Development Funds (NDF), and Capital Improvement Funds (CIF)
- Budget
- Committee of the Whole
- Committee on Appointments
- Committee on Committees
- Committee on Contracts
- Committee on Health, Education, & Housing
- Committee on Intergovernmental Affairs
- Committee on Sustainability
- Community Affairs
- Government Accountability & Ethics
- Labor & Economic Development
- Planning/Zoning, Land Design, & Development
- Public Safety
- Public Works, Bridges, & Transportation

Ad Hoc Committees:

- Animal Services
- Annexation
- Land Development Code

Objectives

- Provide legislative oversight and authority for efficient and effective services to all citizens of Louisville Metro
- Provide legislative authority to achieve the published goals and objectives of Louisville Metro Government
- Appropriate an annual operating and capital budget

Website

To view other important Metro Council information, please visit <http://louisvilleky.gov/government/metro-council>

Louisville Metro Council**Budget Summary**

	Prior Year Actual 2013-2014	Original Budget 2014-2015	Revised Budget 2014-2015	Mayor's Recommended 2015-2016
Funding by Source				
General Fund Appropriation	6,518,600	7,771,100	6,820,100	8,048,900
Carryforward & Designated	1,618,200	-	1,876,900	-
Agency Receipts	15,600	-	24,200	-
Total Funding:	8,152,400	7,771,100	8,721,200	8,048,900
Expenditures by Category				
Personnel Services	5,050,500	4,976,400	5,022,100	5,042,000
Contractual Services	532,200	768,100	796,500	693,500
Supplies	22,300	44,500	54,500	45,400
Equipment/Capital Outlay	58,300	45,100	48,000	41,900
Interdepartment Charges	-	-	-	25,000
Other Expenses	262,300	-	265,900	-
Restricted & Other Proj Exp	-	1,937,000	2,535,900	2,201,100
Total Expenditures:	5,925,600	7,771,100	8,722,900	8,048,900
Expenditures by Activity				
District Operations/NDF Fund	919,900	2,777,800	3,456,600	2,779,900
Administration	5,005,700	4,993,300	5,266,300	5,269,000
Total Expenditures:	5,925,600	7,771,100	8,722,900	8,048,900

Louisville Metro Council**Filled Position Detail**

	FY13	FY14	FY15 by Quarter			
	Average	Average	7/1/14	10/1/14	1/1/15	4/1/15
Regular Full-time	69	69	67	68	64	68
Regular Part-time	17	16	15	14	13	12
Seasonal/Other	1	2	2	1	1	1
Filled Position Total	87	87	84	83	78	81
Position Title						
Administrative Assistant	3	3	3	3	3	3
Administrative Clerk	7	7	5	4	5	4
Administrative Specialist	2	1	1	1	1	1
Business Manager	1	1	1	1	1	1
Business Specialist	1	1	1	1	1	1
Caucus Director	2	1	1	1	1	1
Director of Communications	2	2	2	2	1	1
Financial Advisor	1	1	1	1	1	1
Information Systems Coordinator	1	1	1	1	1	1
Legislative Aide	12	12	11	12	12	12
Legislative Assistant	14	14	14	14	13	14
Majority Caucus Communications Director	0	0	0	0	1	1
Majority Caucus Director	0	1	1	1	1	1
Metro Council Assistant Clerk	2	3	3	3	2	3
Metro Council Clerk	1	1	1	1	1	1
Metro Council Deputy Clerk	1	0	0	0	0	0
Metro Council Member	26	26	26	26	24	26
Metro Council Staff Helper	11	12	12	11	9	9

OFFICE OF INTERNAL AUDIT

Mission Statement

Provide independent, objective assurance and consulting activities that assist both policy makers and program managers in providing high-quality services in a manner that is accountable, efficient, effective, and ethical. Provide services that add value and improve Louisville Metro Government operations. Support the accomplishment of Louisville Metro Government's objectives by bringing a systematic, disciplined approach to evaluate and improve the effectiveness of risk management, control, and governance processes.

Major Services

- Assurance Services
- Consulting Services
- Information Technology Services
- Integrity Services

Objectives

Conduct audits of Louisville Metro Government department activities to review the systems of risk management and internal controls in order to provide reasonable assurance regarding the achievement of objectives in the following categories:

- Compliance with applicable laws and regulations
- Reliability of financial reporting
- Effectiveness and efficiency of operations
- Achievement of business goals and objectives
- Safeguarding of assets

Website

To view the agency's strategic plan along with other important information, please visit <http://www.louisvilleky.gov/InternalAudit/>

Office of Internal Audit**Budget Summary**

	Prior Year Actual 2013-2014	Original Budget 2014-2015	Revised Budget 2014-2015	Mayor's Recommended 2015-2016
Funding by Source				
General Fund Appropriation	541,600	639,000	639,000	726,000
Total Funding:	541,600	639,000	639,000	726,000
Expenditures by Category				
Personnel Services	472,000	527,900	527,900	638,400
Contractual Services	65,700	107,700	107,700	83,800
Supplies	3,800	3,400	3,400	3,800
Total Expenditures:	541,500	639,000	639,000	726,000
Expenditures by Activity				
Office of Internal Audit	541,500	639,000	639,000	726,000
Total Expenditures:	541,500	639,000	639,000	726,000

Office of Internal Audit**Filled Position Detail**

	FY13 Average	FY14 Average	FY15 by Quarter			
			7/1/14	10/1/14	1/1/15	4/1/15
Regular Full-time	7	6	6	6	6	6
Regular Part-time	0	0	0	0	0	0
Seasonal/Other	0	0	0	0	0	0
Filled Position Total	7	6	6	6	6	6
Position Title						
Assistant Director	1	1	1	1	1	1
Director	1	1	1	1	1	1
Internal Audit Coordinator	0	0	1	1	1	1
Internal Auditor II	5	4	3	3	3	3

LOUISVILLE METRO POLICE DEPARTMENT

Mission Statement

Deliver professional, effective services, fairly and ethically, at all times, to all people, in order to prevent crime, control crime, and enhance the overall quality of life for citizens and visitors; Encourage and promote community involvement on all levels to achieve these ends.

Major Services

- Patrol Services
- Police Training
- Property and Records Management
- Major Crimes
- Special Operations
- Narcotics
- Special Investigations
- Media and Public Relations
- Administrative Services

Objectives

- Reduce crimes, traffic fatalities and injury accidents, public perception of fear of crime, external complaints and internal violations, and increase the clearance of crimes by arrest
- Enhance community trust and support through increased transparency in the complaint process, improved customer service, increased services to victims of crime, greater citizen input, and more effective communication of our mission, activities, and programs
- Enhance employee trust and commitment through increased training, improved facilities and equipment, and available employee services
- Enhance collaboration with local, regional, and federal agencies through improved communication, increased use of cross functional teams, and greater interfacing of informational technologies
- Leverage existing citizen technology through increasing services and information available to the community electronically
- Collaborate with stakeholders to increase the department's interaction with young people through programs focused on developing life-skills in order to build a strong foundation of trust with young people in our community
- Collaborate with community stakeholders to increase outreach programs available to immigrants in our community in order to build trust and support

Website

For additional information, please visit: <http://www.louisvilleky.gov/MetroPolice/>

Performance Measures

To view the agency's strategic plan and performance measures as they relate to the LouieStat initiative, please visit <http://louiestat.louisvilleky.gov/>

Louisville Metro Police Department**Budget Summary**

	Prior Year Actual 2013-2014	Original Budget 2014-2015	Revised Budget 2014-2015	Mayor's Recommended 2015-2016
Funding by Source				
General Fund Appropriation	154,805,900	164,171,400	164,191,200	161,781,500
Carryforward & Designated	96,300	-	43,000	24,600
Agency Receipts	1,572,500	1,586,500	1,586,500	1,702,200
Federal Grants	3,107,500	2,860,700	2,270,300	2,225,500
State Grants	5,001,200	5,113,800	5,213,700	5,203,300
Total Funding:	164,583,400	173,732,400	173,304,700	170,937,100
Expenditures by Category				
Personnel Services	146,296,000	152,962,300	153,331,400	151,899,600
Contractual Services	4,811,900	5,692,200	5,682,200	6,222,600
Supplies	1,222,900	1,577,000	1,584,500	1,521,700
Equipment/Capital Outlay	207,500	289,200	336,600	390,200
Direct Reimbursements	10,246,800	10,404,900	10,419,900	8,902,400
Interdepartment Charges	1,253,800	1,249,000	1,249,000	1,261,500
Restricted & Other Proj Exp	-	1,557,800	701,000	739,100
Total Expenditures:	164,038,900	173,732,400	173,304,600	170,937,100
Expenditures by Activity				
Administrative Bureau	35,254,700	40,572,100	40,526,500	40,659,400
Patrol Bureau	92,370,000	94,919,100	94,437,500	92,360,000
Support Operations Bureau	36,414,200	38,241,200	38,340,600	37,917,700
Total Expenditures:	164,038,900	173,732,400	173,304,600	170,937,100

Louisville Metro Police Department**Filled Position Detail**

	FY13 Average	FY14 Average	FY15 by Quarter			
			7/1/14	10/1/14	1/1/15	4/1/15
Regular Full-time	1,458	1,435	1,473	1,493	1,469	1,485
Regular Part-time	66	66	62	62	61	65
Seasonal/Other	0	0	0	0	0	0
Filled Position Total	1,524	1,501	1,535	1,555	1,530	1,550
Position Title						
Administrative Assistant	6	7	7	7	5	4
Administrative Clerk	17	17	20	19	20	20
Administrative Coordinator	1	0	0	0	0	0
Administrative Secretary	0	5	6	6	5	5
Administrative Specialist	2	2	2	2	2	2
Administrative Supervisor I	1	1	1	1	1	1
Assistant Police Chief	2	2	2	2	3	3
Attorney	1	1	1	1	1	1
Clerk Typist II	3	3	3	3	3	3
Community Outreach Coordinator	1	1	1	1	1	1
Crime Analyst I	4	4	5	12	12	15
Crime Scene Technician I	15	15	15	15	15	15
Criminal Justice Specialist	5	5	5	5	5	5
Criminal Justice Supervisor	1	1	1	2	2	2
Deputy Police Chief	2	2	2	2	1	1
Executive Assistant	1	1	1	1	1	1
Information Process Technician	8	18	20	20	22	22
Keeper I	1	1	1	1	1	1
Latent Fingerprint Technician	2	2	2	2	2	2
LMPD Service Center Technician	14	14	17	16	14	17
Management Assistant	5	4	4	4	5	5
Paralegal	1	1	2	2	2	2
Permit/License Assistant	1	2	2	1	2	2
Personnel Specialist	1	1	1	1	1	3
Personnel Supervisor	1	1	1	1	1	1
Photographer Technician	2	2	2	2	2	2
Physical Fit Instructor	1	1	1	1	1	1
Police Chief	1	1	1	1	1	1
Police Lieutenant	56	57	57	57	57	57
Police Major	14	14	14	14	14	14
Police Officer	1,001	983	1,015	1,029	1,005	1,012
Police Report Technician	6	5	6	6	6	5
Police Sergeant	154	155	154	155	155	155
Property Room Clerk	8	8	8	8	8	9
Property Room Coordinator	1	1	1	1	1	0
Property Room Supervisor	0	0	0	0	0	1
Public Information Specialist	2	2	2	2	2	2

Louisville Metro Police Department**Filled Position Detail**

	FY13	FY14	FY15 by Quarter			
	Average	Average	7/1/14	10/1/14	1/1/15	4/1/15
Records Manager	1	1	1	1	1	1
Records Supervisor I	3	4	4	4	4	4
Records Supervisor II	2	2	2	2	2	2
Storage Equipment Operator	7	6	6	7	7	7
Tow-In Equipment Operator	13	12	12	13	13	13
Traffic Control Officer II	4	3	3	3	3	3
Traffic Guard I	33	32	30	29	30	33
Traffic Guard II	32	33	32	33	31	32
Traffic Guard III	46	46	46	44	44	45
Traffic Guard Supervisor	1	1	1	1	1	1
Transcriber	6	5	5	5	5	5
Typist Police	8	2	0	0	0	0
Vehicle Impoundment Supervisor	2	2	2	2	1	2
Victim Services Advocate	0	0	0	0	1	1
Video Forensics Specialist	1	1	1	1	1	1
Word Processing Clerk	23	11	7	7	7	7

LOUISVILLE FIRE

Mission Statement

Protect the lives and property of the citizens of Louisville Metro by preventing fires and injuries, responding to emergencies, and protecting the environment through a variety of programs and regional response teams; Provide hazardous material mitigation and specialized rescue response to disasters and terrorist events; Provide a First Class Fire Protection Rating for the citizens of the Urban Service District.

Major Services

- Administrative Support
- Vehicle & Equipment Maintenance
- Safety & Training
- Fire Prevention
- Fire Investigations
- Support Services, Technology, & Public Information Office
- Fire Suppression

Objectives

- Respond to emergency incidents involving fires, rescues, emergency medical, hazardous materials, and other hazardous conditions in order to mitigate loss of life, injuries, property loss, and environmental damage
- Eliminate fire deaths and reduce fire injuries by completing home inspection and smoke detector installation programs and by analyzing statistical data collected on actual incidents
- Reduce losses of life, property, and business in Louisville Metro through public education and the enforcement of relevant regulations and codes, thereby improving the quality of life with a safe environment for our citizens and emergency responders by working to eliminate potential arson areas and actively investigating suspicious and incendiary fires to apprehend and convict those responsible for such incidents
- Provide the most effective and efficient fire apparatus and equipment by being responsible for the specifications, inspections, acceptance, testing, and maintenance of all department vehicles, apparatus, and fire equipment
- Provide all personnel with up-to-date training programs in order to maintain a high level of efficiency for serving and instructing the community
- Provide a safe working environment for all personnel and provide a thorough initial training of all new recruits

Website

For additional information, please visit <http://www.louisvilleky.gov/LouisvilleFire/>

Performance Measures

To view the agency's strategic plan and performance measures as they relate to the LouieStat initiative, please visit <http://louiestat.louisvilleky.gov/>

Louisville Fire**Budget Summary**

	Prior Year Actual 2013-2014	Original Budget 2014-2015	Revised Budget 2014-2015	Mayor's Recommended 2015-2016
Funding by Source				
General Fund Appropriation	50,225,700	49,440,300	49,440,300	50,509,500
Carryforward & Designated	48,800	-	40,300	-
Agency Receipts	819,200	748,600	748,600	686,600
Federal Grants	12,900	-	-	-
State Grants	1,932,200	2,044,400	1,964,400	2,029,500
Total Funding:	53,038,800	52,233,300	52,193,600	53,225,600

Expenditures by Category

Personnel Services	49,187,300	48,186,800	48,186,800	49,750,300
Contractual Services	1,773,700	1,830,000	1,790,300	1,903,700
Supplies	1,781,600	1,984,800	1,984,800	1,271,000
Equipment/Capital Outlay	74,200	98,200	98,200	79,500
Direct Reimbursements	120,700	122,500	122,500	109,600
Interdepartment Charges	3,600	1,000	1,000	1,000
Restricted & Other Proj Exp	-	10,000	10,000	110,500
Total Expenditures:	52,941,100	52,233,300	52,193,600	53,225,600

Expenditures by Activity

Administrative Support	2,452,600	2,432,600	2,432,600	2,431,900
Support Services & Public Information	644,100	603,700	603,700	680,300
Safety & Training	3,557,300	3,566,900	3,527,200	3,350,100
Vehicle Maintenance	2,512,000	2,588,800	2,588,800	2,512,400
Fire Investigations	1,138,500	1,093,200	1,093,200	1,138,500
Fire Suppression	40,819,000	40,237,200	40,237,200	41,195,600
Fire Prevention	1,817,600	1,710,900	1,710,900	1,916,800
Total Expenditures:	52,941,100	52,233,300	52,193,600	53,225,600

Louisville Fire**Filled Position Detail**

	FY13 Average	FY14 Average	FY15 by Quarter			
			7/1/14	10/1/14	1/1/15	4/1/15
Regular Full-time	464	468	478	468	468	466
Regular Part-time	0	0	0	0	0	0
Seasonal/Other	0	0	0	0	0	0
Filled Position Total	464	468	478	468	468	466
Position Title						
Administrative Supervisor I	1	1	1	1	1	1
Assistant Fire Chief Executive	1	1	1	1	1	1
Assistant Fire Chief	6	6	6	6	5	6
Chief Arson Investigator	1	1	1	1	1	1
Chief of Fire Prevention	1	1	1	1	1	1
District Fire Chief	18	19	19	19	19	19
Executive Assistant	1	1	1	1	1	1
Facilities Maintenance Engineer	1	1	1	1	1	1
Fire Account Clerk Typist	1	1	1	0	1	1
Fire Apparatus Mechanic I	3	3	2	2	3	2
Fire Apparatus Mechanic II	2	2	2	2	2	2
Fire Apparatus Mechanic III	1	1	1	1	1	1
Fire Apparatus Operation	95	95	95	94	95	94
Fire Arson Investigator I	7	6	7	6	5	6
Fire Arson Investigator II	2	2	2	2	2	2
Fire Chief	1	1	1	1	1	1
Fire Clerk Typist I	4	4	3	4	4	4
Fire Communication Specialist III	1	0	0	0	0	0
Fire Company Commander	97	97	97	93	97	96
Fire Custodian	2	2	2	2	2	2
Fire Equipment Maintenance Mechanic	1	1	1	1	1	1
Fire Hazardous Materials Specialist	1	1	1	1	1	1
Fire Information Process Technician	1	1	1	1	1	1
Fire Mechanic Helper	2	2	2	2	0	1
Fire Prevention Inspector I	9	10	9	9	11	11
Fire Prevention Inspector II	2	3	3	3	3	3
Fire Secretary	4	4	4	3	3	2
Fire Storekeeper I	1	1	1	1	1	1
Fire Storekeeper II	1	1	1	1	1	1
Fire Train Video Specialist II	1	1	1	1	1	1
Fire/EMS Maintenance Coordinator	1	0	1	1	1	1
Firefighter	193	197	208	206	200	199
Information Systems Analyst	1	1	1	0	1	1

EMERGENCY SERVICES

Mission Statement

To provide the citizens and visitors of Louisville Metro an effective, proactive approach to disaster management (natural or caused) through preparedness, planning, prevention and mitigation activities, response coordination, and recovery operations. To provide the visitors and citizens of Jefferson County an efficient and effective central point for emergency communications. Also provide high-quality, evidence-based and compassionate emergency medical care. This includes receipt, prioritization, dispatch and coordination of public safety, public service resources, and public information in a courteous and professional manner.

Major Services

- Emergency Medical Services and Support
- Planning, Preparedness, Response, Recovery and Mitigation
- Public Safety Communications (911)
- Public Services Communications (311)/CPR Training and Education

Objectives

- Provide 24 hour-a-day, 7 day-a-week pre-hospital emergency medical services
- Provide programs to meet the needs of patients with low-acuity medical issues
- Provide Community First Aid and CPR Education
- Improve Community Preparedness: Reduce the loss of life and property by effectively preparing for natural and caused disasters that impact Louisville Metro and surrounding counties
- Ensure effective and efficient Public Safety Communications: Provide a professional, efficient, and consolidated public safety communications center that will process emergency (and non-emergency) calls for service and provide resource management/tracking for the public safety agencies serving the citizens and visitors of Louisville Metro
- Ensure Regional Interoperability: Exercise the use of mutually agreed upon tools and procedures; using mutual aid frequencies to include adjacent counties. Explore options for providing our public safety partners and citizens with timely information
- Improve Community Disaster Planning: Coordinate the creation and implementation of disaster plans/exercises with Louisville Metro Agencies, adjacent counties, Kentucky Emergency Management and other local, state and federal agencies for natural and caused disasters, to include Chemical, Biological, Radiological, Nuclear, and Explosive (CBRNE) weapons incidents
- Provide excellent Customer Services: Provide effective means by which citizens and visitors to Louisville Metro can register concerns, request services, offer suggestions, or ask questions about Louisville Metro

Website

For additional information, please visit <http://www.louisvilleky.gov/EMA/> and <http://www.louisvilleky.gov/EMS/>

Performance Measures

To view the agency's strategic plan and performance measures as they relate to the LouieStat initiative, please visit <http://louiestat.louisvilleky.gov/>

Emergency Services**Budget Summary**

	Prior Year Actual 2013-2014	Original Budget 2014-2015	Revised Budget 2014-2015	Mayor's Recommended 2015-2016
Funding by Source				
General Fund Appropriation	38,807,400	40,592,200	40,592,200	40,573,500
Carryforward & Designated	95,000	94,000	106,400	93,400
Agency Receipts	4,733,000	4,713,700	4,729,200	4,836,000
Federal Grants	696,400	658,200	1,020,400	662,500
State Grants	29,200	31,100	414,600	413,700
Total Funding:	44,361,000	46,089,200	46,862,800	46,579,100

Expenditures by Category

Personnel Services	34,331,200	34,878,200	35,029,000	34,807,700
Contractual Services	5,679,100	6,461,900	7,010,100	6,802,300
Supplies	1,888,000	1,821,200	2,018,300	2,339,600
Equipment/Capital Outlay	391,900	511,800	550,800	470,000
Direct Reimbursements	1,235,800	1,751,400	1,578,400	1,352,500
Interdepartment Charges	558,500	364,400	360,400	351,300
Restricted & Other Proj Exp	-	300,300	315,900	455,700
Total Expenditures:	44,084,500	46,089,200	46,862,900	46,579,100

Expenditures by Activity

Emergency Services Administration	2,329,600	2,896,800	3,066,100	3,409,400
Emergency Services Medical	18,839,900	19,246,300	19,256,200	18,880,400
Emergency Services Support	4,649,800	5,035,200	5,012,200	5,228,500
Preparedness, Prevention, & Response	80,700	304,200	566,500	360,200
Communications (Internal & 911)	18,184,500	18,606,700	18,961,900	18,700,600
Total Expenditures:	44,084,500	46,089,200	46,862,900	46,579,100

Emergency Services**Filled Position Detail**

	FY13 Average	FY14 Average	FY15 by Quarter			
			7/1/14	10/1/14	1/1/15	4/1/15
Regular Full-time	432	436	440	443	442	447
Regular Part-time	0	0	0	0	0	0
Seasonal/Other	0	0	0	0	0	0
Filled Position Total	432	436	440	443	442	447
Position Title						
Administrative Assistant	3	2	2	2	2	2
Administrative Coordinator	1	1	0	0	0	0
Administrative Specialist	1	3	4	4	3	3
Assistant Director	2	2	2	2	2	2
Business Specialist	1	1	1	1	1	1
Call Center Triage Nurse	2	2	2	2	1	2
Communication Dispatcher	15	13	12	12	12	12
Communication Specialist I	40	39	40	40	43	43
Communication Specialist II	57	58	63	61	61	61
Communication Specialist III	2	2	2	2	2	2
Computer Aided Dispatch Analyst	4	4	4	4	4	4
Director	1	1	1	1	1	1
Emergency Communication Coordinator	1	1	0	0	0	0
Emergency Services Coordinator	3	3	3	3	3	3
EMS Associate Medical Director	0	0	0	0	0	1
EMS EMT-Paramedic I	76	79	78	76	74	83
EMS EMT-Paramedic II	14	14	14	13	13	13
EMS Executive Director	1	1	1	1	1	0
EMS Fleet Technician	1	1	1	1	0	1
EMS Manager	2	2	2	2	2	2
EMT	136	137	137	146	145	139
Executive Administrator	2	2	2	2	2	2
Fleet Manager	1	0	0	0	0	0
Fleet Services Coordinator	0	1	1	0	1	1
Geographic Information System Specialist	2	2	2	2	1	2
Geographic Information System Supervisor	1	1	1	1	1	1
Information and Referral Manager	1	1	1	1	1	1
Information and Referral Specialist	10	11	10	10	11	11
Information and Referral Supervisor	1	0	0	0	0	0
Information Processing Technician	8	8	8	8	8	7
Information Systems Supervisor	1	0	0	0	0	0
Management Assistant II	1	1	1	1	1	1
Personnel Coordinator	1	1	1	1	1	1
Personnel Specialist	0	1	1	1	1	1
Public Information Supervisor	0	1	1	1	1	1
Public Protection Coordinator	0	0	0	0	1	1
Quality Assurance Coordinator	2	2	2	3	3	3

Emergency Services**Filled Position Detail**

	FY13	FY14	FY15 by Quarter			
	Average	Average	7/1/14	10/1/14	1/1/15	4/1/15
Radio Systems Electrical Supervisor II	1	1	1	1	1	1
Radio Systems Electrical Supervisor I	1	1	1	1	0	1
Radio Systems Electrical Manager	0	0	0	0	1	1
Radio Technician I	9	9	10	10	10	10
Radio Technician II	6	6	6	6	6	5
Storekeeper I	3	3	3	3	3	3
Storekeeper II	1	1	1	1	1	1
Systems Analyst	1	1	1	1	1	1
Telecom & Technology Administrator	1	1	1	1	1	1
Telecom Manager	1	1	1	1	1	1
Telecom Supervisor I	11	10	11	11	11	11
Telecom Training Coordinator	1	1	1	1	1	1
Telecom Training Specialist	1	1	1	0	0	0
Training Specialist	1	1	1	1	1	1
WebEOC Administrator	0	1	1	1	1	1

DEPARTMENT OF CORRECTIONS

Mission Statement

Enhance public safety by controlling and managing offenders in a safe, humane, and cost-efficient manner consistent with sound correctional principles and constitutional standards.

Legal References:

- American Correctional Association's Core Jail Standards
- Kentucky Revised Statutes Chapter 441 Operation and Management of County Jails
- Kentucky Administrative Regulations: Title 501, Chapter 3, Jail Standards for Full-Service Facilities

Major Services

- Administration/Human Resources
- Policy & Compliance
- Training Academy
- Security Operations/Physical Plant
- Information Technology, Planning, and Research
- Inmate Programs, Services, and Support (Food Service and Healthcare)
- Community Corrections Center/Home Incarceration Program/Court Monitoring Center/Day Reporting Center
- Records, Booking, Intake, and Release

Objectives

- Provide a safe and secure detention facility
- Provide alternative detention sanctions for qualified individuals
- Provide proper health care, nutrition, and treatment to offenders
- Provide mandated training for Corrections staff
- Maintain, retrieve, and present jail related data

Website

For additional information, please visit <http://www.louisvilleky.gov/Corrections/>

Performance Measures

To view the agency's strategic plan and performance measures as they relate to the LouieStat initiative, please visit <http://louiestat.louisvilleky.gov/>

Department of Corrections**Budget Summary**

	Prior Year Actual 2013-2014	Original Budget 2014-2015	Revised Budget 2014-2015	Mayor's Recommended 2015-2016
Funding by Source				
General Fund Appropriation	49,711,300	51,051,400	51,051,400	52,441,700
Carryforward & Designated	82,500	-	432,000	81,300
Agency Receipts	3,234,400	3,024,100	3,024,100	2,917,600
Federal Grants	299,400	409,000	409,000	191,700
State Grants	239,900	241,500	241,500	241,500
Total Funding:	53,567,500	54,726,000	55,158,000	55,873,800
Expenditures by Category				
Personnel Services	38,493,400	39,057,000	39,073,000	39,501,300
Contractual Services	12,761,900	12,930,000	12,978,800	13,742,000
Supplies	1,733,500	2,302,200	2,654,400	2,005,600
Equipment/Capital Outlay	12,800	12,600	54,600	13,100
Direct Reimbursements	157,200	150,200	150,200	143,200
Interdepartment Charges	68,600	34,000	34,000	43,600
Restricted & Other Proj Exp	-	240,000	213,000	425,000
Total Expenditures:	53,227,400	54,726,000	55,158,000	55,873,800
Expenditures by Activity				
Administration	3,582,900	3,704,300	3,820,800	4,132,600
Jail Complex	42,414,600	43,214,600	43,530,100	44,342,800
Community Corrections Center	7,229,900	7,807,100	7,807,100	7,398,400
Total Expenditures:	53,227,400	54,726,000	55,158,000	55,873,800

Department of Corrections**Filled Position Detail**

	FY13 Average	FY14 Average	FY15 by Quarter			
			7/1/14	10/1/14	1/1/15	4/1/15
Regular Full-time	557	562	555	535	550	557
Regular Part-time	0	0	1	1	0	0
Seasonal/Other	0	0	0	0	0	0
Filled Position Total	557	562	556	536	550	557
Position Title						
Administrative Assistant	1	1	1	1	1	1
Chaplain	1	1	1	1	1	1
Chaplain Assistant	0	1	1	1	0	0
Clerk Typist I	1	1	1	1	1	1
Clerk Typist II	4	4	4	4	4	3
Corrections Captain	6	6	6	6	6	6
Corrections Chief	1	1	1	1	1	1
Corrections Clerk	10	10	10	10	10	11
Corrections Deputy	2	2	2	2	2	2
Corrections Lieutenant	17	18	18	18	17	18
Corrections Major	1	1	1	0	1	1
Corrections Officer	355	362	359	343	364	375
Corrections Program Coordinator	0	1	1	0	0	0
Corrections Program Trainer	0	1	1	1	1	0
Corrections Sergeant	50	51	52	51	49	47
Corrections Supervisor I	9	8	8	9	9	9
Corrections Supervisor II	2	2	2	2	2	2
Corrections Support Coordinator	1	1	1	1	1	1
Corrections Support Technician	3	3	3	3	3	3
Corrections Technician	6	5	5	4	4	5
Corrections Training Specialist	1	1	1	1	1	0
Criminal Justice Supervisor	1	1	1	1	1	1
Data Systems Analyst	2	2	2	2	2	2
Data Systems Operator	1	0	0	0	0	0
Executive Assistant	1	1	1	1	1	1
Information Systems Analyst	1	1	1	1	1	0
Information Systems Supervisor	1	1	1	1	1	1
Inmate Grievance Counselor	2	1	0	1	1	1
Inventory Control Specialist	2	2	2	1	1	1
Management Assistant	1	1	1	1	1	1
Offender Services Manager	1	1	1	1	1	1
Organizational Performance Analyst	0	0	1	0	0	0
Payroll Specialist	1	1	1	1	1	1
Personnel Specialist	1	1	1	1	0	0
Personnel Supervisor	1	1	1	1	1	1
Prisoner Class Interviewer	30	30	29	29	29	28
Public Information Specialist	1	1	0	0	0	0

Department of Corrections**Filled Position Detail**

	FY13	FY14	FY15 by Quarter			
	Average	Average	7/1/14	10/1/14	1/1/15	4/1/15
Research Assistant	1	0	0	0	0	0
Research Specialist	0	1	1	1	1	1
Secretary	1	1	1	1	0	0
Senior Corrections Technician	35	32	30	31	29	28
Senior Social Worker	1	1	1	0	0	1
<u>Substance Abuse Program Coordinator</u>	<u>1</u>	<u>1</u>	<u>1</u>	<u>1</u>	<u>1</u>	<u>1</u>

YOUTH DETENTION SERVICES

Mission Statement

Provide the highest quality of structured care and supervision to youth through a variety of programs and services teaching accountability and providing protection to the community; Provide a continuum of pre-dispositional detention services for juvenile offenders under jurisdiction of Jefferson District, Family, and Circuit Courts.

Major Services

- Administrative Support
- Secure Detention
- Community-Based Programs

Objectives

- Provide a healthy environment through compliance with state licensure regulations and national standards for accreditation by the American Correctional Association (ACA) and National Commission on Correctional Healthcare (NCCHC)
- Foster a safe environment through structured supervision and care
- Promote the physical, psychological, and educational well-being of youth placed under our care
- Incorporate volunteer involvement to enhance programming and educate the community
- Promote a positive work environment based on team principles

Website

To view the agency's strategic plan along with other important information, please visit <http://www.louisvilleky.gov/YouthDetention/>

Performance Measures

To view the agency's strategic plan and performance measures as they relate to the LouieStat initiative, please visit <http://louiestat.louisvilleky.gov/>

Youth Detention Services**Budget Summary**

	Prior Year Actual 2013-2014	Original Budget 2014-2015	Revised Budget 2014-2015	Mayor's Recommended 2015-2016
Funding by Source				
General Fund Appropriation	9,210,100	9,413,200	9,413,200	9,689,600
Agency Receipts	8,200	1,200	1,200	1,000
Federal Grants	3,200	35,000	29,000	14,000
State Grants	86,800	86,500	86,500	86,500
Total Funding:	9,308,300	9,535,900	9,529,900	9,791,100
Expenditures by Category				
Personnel Services	7,993,600	7,891,300	7,891,300	8,147,100
Contractual Services	1,047,800	1,317,300	1,327,200	1,298,000
Supplies	152,700	199,800	200,800	228,300
Direct Reimbursements	67,800	71,300	71,300	75,100
Interdepartment Charges	46,800	36,200	36,200	42,600
Restricted & Other Proj Exp	-	20,000	3,200	-
Total Expenditures:	9,308,700	9,535,900	9,530,000	9,791,100
Expenditures by Activity				
Director's Office	907,300	961,100	961,100	1,114,600
Secure Detention	6,460,600	6,626,000	6,620,100	6,548,800
Community Based & Alternative Sentencing	1,940,800	1,948,800	1,948,800	2,127,700
Total Expenditures:	9,308,700	9,535,900	9,530,000	9,791,100

Youth Detention Services**Filled Position Detail**

	FY13 Average	FY14 Average	FY15 by Quarter			
			7/1/14	10/1/14	1/1/15	4/1/15
Regular Full-time	129	131	122	117	120	117
Regular Part-time	0	0	0	0	0	0
Seasonal/Other	0	0	0	0	0	0
Filled Position Total	129	131	122	117	120	117
Position Title						
Administrative Coordinator	1	1	1	1	1	1
Administrative Supervisor II	1	1	1	1	1	1
Assistant Director	2	2	2	2	2	2
Court Process Officer	3	4	4	4	4	4
Court Process Supervisor	1	1	1	1	1	1
Director	1	1	1	1	1	0
Executive Administrator	0	0	0	0	1	1
Executive Assistant	1	1	1	1	1	1
Information Systems Analyst	1	1	1	1	1	1
Project Coordinator	1	1	1	0	0	0
Public Protection Coordinator	0	1	1	1	0	1
Quality Assurance Coordinator	1	1	1	1	1	1
Recreation Specialist	1	1	1	1	1	1
Secretary	1	1	1	1	1	1
Senior Social Worker	7	7	7	7	6	6
Senior Youth Program Worker	12	12	11	11	12	12
Social Services Supervisor	2	2	1	2	2	2
Social Worker	6	6	6	6	5	6
Training Specialist	1	1	0	1	0	1
Youth Program Aide	3	3	3	2	3	2
Youth Program Supervisor I	6	6	6	6	5	4
Youth Program Supervisor II	5	5	5	5	5	5
Youth Program Worker	72	72	66	61	66	63

CRIMINAL JUSTICE COMMISSION

Mission Statement

Improve the administration of justice and promote public safety through planning, research, education, and system-wide coordination of criminal justice and public safety initiatives.

Legal References:

- Louisville Metro Code of Ordinances (LMCO) Ordinance 166, Series 2009 – Louisville Metro Criminal Justice Commission Board
- LMCO Ordinance 154, Series 2003 – Louisville Metro Domestic Violence Prevention Coordinating Council
- LMCO Ordinance 10, Series 2003 – Louisville Metro Citizens Commission on Police Accountability
- LMCO Chapter 32 – Louisville Firefighter’s Pension Fund
- Kentucky Revised Statute (KRS) 95.290 – Louisville Firefighter’s Pension Fund
- KRS 95.290 – Policemen’s Retirement Fund
- KRS 67C.107(5) – Policemen’s Retirement Fund

Major Services

- Criminal Justice Planning, Research, and Coordination
- Suburban Fire Districts
- Louisville Firefighters’ Pension Fund
- Policemen’s Retirement Fund

Objectives

- Collect and analyze data and publish reports on the incidence and nature of crime as well as its overall impact on the criminal justice system workload
- Generate recommendations for improvements in criminal justice system operations to promote efficiencies
- Educate the public and engage community residents on issues and challenges facing the criminal justice system
- Provide assistance in criminal justice program development and, when possible, secure and administer state or federal funds for specific projects

Website

To view the agency’s strategic plan along with other important information, please visit <http://www.louisvilleky.gov/CriminalJusticeCommission/>

Criminal Justice Commission**Budget Summary**

	Prior Year Actual 2013-2014	Original Budget 2014-2015	Revised Budget 2014-2015	Mayor's Recommended 2015-2016
Funding by Source				
General Fund Appropriation	6,863,900	7,138,200	7,138,200	7,026,300
Federal Grants	234,700	660,000	621,000	800,000
Total Funding:	7,098,600	7,798,200	7,759,200	7,826,300
Expenditures by Category				
Personnel Services	1,414,000	1,471,400	1,392,500	1,294,500
Contractual Services	5,355,000	5,824,100	5,981,700	5,859,000
Supplies	12,400	1,200	13,400	1,200
Equipment/Capital Outlay	1,100	1,500	1,500	1,500
Restricted & Other Proj Exp	-	500,000	370,100	670,100
Total Expenditures:	6,782,500	7,798,200	7,759,200	7,826,300
Expenditures by Activity				
Administration	536,100	978,800	939,800	1,122,400
Firefighters Pension Fund	3,689,800	4,070,800	4,070,800	3,808,300
Policemen Retirement Fund	2,393,000	2,586,600	2,586,600	2,733,600
Suburban Fire Districts	163,600	162,000	162,000	162,000
Total Expenditures:	6,782,500	7,798,200	7,759,200	7,826,300

Criminal Justice Commission**Filled Position Detail**

	FY13 Average	FY14 Average	FY15 by Quarter			
			7/1/14	10/1/14	1/1/15	4/1/15
Regular Full-time	3	3	3	3	3	3
Regular Part-time	1	1	1	1	1	1
Seasonal/Other	0	0	0	0	0	0
Filled Position Total	4	4	4	4	4	4
Position Title						
Executive Liaison	1	1	1	1	1	1
Public Protection Coordinator	3	3	3	3	3	3

PUBLIC WORKS & ASSETS

Mission Statement

Provide the highest quality of public service and enhance the quality of life throughout Louisville Metro.

Major Services

- Administrative Services
- Engineering Services
- Roads and Operations
- Safety & Compliance
- Solid Waste Management

Objectives

- Deliver excellent city services by providing prompt, professional, and efficient services
- Develop and maintain private and interagency partnerships
- Champion and model strong safety practices and behaviors
- Maintain and improve city infrastructure (i.e. roads, sidewalks, and bridges, etc.)
- Install, maintain, and upgrade traffic controls to the required standards
- Promote waste reduction, reuse, and recycling throughout Louisville Metro

Website

For additional information, please visit <http://www.louisvilleky.gov/PublicWorks/>

Performance Measures

To view the agency's strategic plan and performance measures as they relate to the LouieStat initiative, please visit <http://louiestat.louisvilleky.gov/>

Public Works & Assets**Budget Summary**

	Prior Year Actual 2013-2014	Original Budget 2014-2015	Revised Budget 2014-2015	Mayor's Recommended 2015-2016
Funding by Source				
General Fund Appropriation	33,794,000	36,823,700	36,851,800	36,957,500
Carryforward & Designated	558,100	-	749,200	360,700
Agency Receipts	1,193,500	1,026,500	1,121,700	1,986,000
Federal Grants	468,600	145,000	626,600	145,000
State Grants	17,787,000	17,447,500	17,466,000	17,441,000
Total Funding:	53,801,200	55,442,700	56,815,300	56,890,200
Expenditures by Category				
Personnel Services	31,229,100	30,706,600	31,472,400	32,357,300
Contractual Services	10,732,000	11,100,800	12,083,300	11,345,900
Supplies	2,087,900	3,871,000	4,058,300	3,937,400
Equipment/Capital Outlay	200,100	258,500	662,400	722,200
Direct Reimbursements	5,934,100	5,749,400	5,689,300	5,737,400
Interdepartment Charges	2,753,400	2,507,400	1,776,200	1,770,000
Restricted & Other Proj Exp	-	1,249,000	1,073,200	1,020,000
Total Expenditures:	52,936,600	55,442,700	56,815,100	56,890,200
Expenditures by Activity				
Public Works	29,753,500	31,790,700	32,445,600	32,580,200
Solid Waste Management Services	23,183,100	23,652,000	24,369,500	24,310,000
Total Expenditures:	52,936,600	55,442,700	56,815,100	56,890,200

Public Works & Assets**Filled Position Detail**

	FY13	FY14	FY15 by Quarter			
	Average	Average	7/1/14	10/1/14	1/1/15	4/1/15
Regular Full-time	429	433	437	440	440	444
Regular Part-time	2	1	1	1	1	1
Seasonal/Other	2	2	2	2	2	2
Filled Position Total	433	436	440	443	443	447
Position Title						
Administrative Assistant	1	0	0	0	0	0
Administrative Coordinator	1	1	1	1	1	1
Administrative Specialist	8	11	11	13	13	14
Administrative Supervisor II	2	2	2	1	2	2
Arborist	1	1	1	1	1	1
Assistant Director	2	2	2	2	2	2
Bobcat Operator	3	3	0	0	0	0
Cashier	1	0	0	0	0	0
Communications Dispatcher	2	2	2	2	2	1
Communications Specialist	1	1	1	1	1	1
Compliance & Enforcement Manager	1	1	0	0	0	0
Compliance & Enforcement Supervisor	0	1	1	0	0	0
Crew Leader	18	18	15	18	18	17
Director	1	1	1	1	1	1
District Operations Administrator	1	1	1	1	1	1
District Operations Manager	3	3	3	3	3	3
Electrical Maintenance Coordinator	1	1	1	0	0	0
Electrical Maintenance Supervisor	1	1	1	1	1	2
EM Electrician "A" Journeyman	19	17	18	18	19	18
EM Foreman	12	12	12	12	12	12
EM General Foreman	3	3	3	3	3	3
EM LJATC Apprentice	2	2	2	2	2	2
Engineer I	3	3	1	1	2	2
Engineer II	3	3	3	2	3	3
Engineer III	3	3	4	4	4	4
Engineer Manager	2	2	2	2	2	2
Engineer Supervisor	2	2	2	2	2	2
Engineering Projects Coordinator	1	1	1	1	1	1
Engineering Technician I	2	1	1	1	1	1
Engineering Technician II	1	1	1	1	1	1
Environmental Program Specialist	1	1	1	1	1	1
Equipment Operator	66	66	76	73	70	72
Equipment Repair Technician	2	2	1	2	2	2
Equipment Training Specialist	1	1	1	1	1	1
Executive Administrator	1	1	1	1	1	1
Facilities Project Coordinator	0	1	1	1	1	1
Fully Automatic Truck Driver	7	7	7	7	7	7

Public Works & Assets**Filled Position Detail**

	FY13	FY14	FY15 by Quarter			
	Average	Average	7/1/14	10/1/14	1/1/15	4/1/15
Geographic Information Systems Analyst	1	2	2	1	1	1
Geographic Information Systems Coordinator	1	1	0	0	0	0
Geographic Information Systems Supervisor	0	0	0	1	1	1
Health and Safety Specialist	0	0	0	1	1	1
Information Systems Specialist	1	0	0	0	0	0
Inventory Supervisor	1	1	1	1	1	1
Knuckle Boom Operator	4	3	0	0	0	0
Labor Supervisor	11	10	14	14	14	13
Laborer	7	7	0	0	0	0
Management Assistant	2	2	2	2	2	2
Mechanic III	0	1	3	2	3	3
OSHA Specialist	1	1	1	0	0	0
Packer Driver	50	48	43	40	43	42
Packer Laborer	8	11	16	17	20	19
Packer Washout Laborer	1	1	1	1	1	1
Payroll Specialist	1	0	0	0	0	0
Performance Analyst	1	1	1	0	2	2
Performance Coordinator	1	1	1	1	1	0
Performance Supervisor	0	0	0	0	0	1
Personnel Manager	1	1	1	1	1	1
Personnel Specialist	1	2	2	2	2	2
Property & Leasing Coordinator	0	1	0	0	1	1
Property Acquisition Coordinator	0	0	0	1	1	1
Public Education Coordinator	0	0	0	1	1	1
Public Works Inspection Manager	1	1	1	1	1	1
Public Works Inspection Supervisor	2	2	2	2	2	2
Public Works Inspector I	4	4	4	4	2	2
Public Works Inspector II	4	4	4	4	4	4
Recycling Center Specialist	5	4	5	5	5	5
Road Maintenance Coordinator	3	2	0	0	0	0
Roll-Off Operator	2	1	0	0	0	0
Safety and Environmental Manager	1	1	1	1	0	1
Sanitation Tipper	76	78	79	84	78	81
Semi-Tractor Operator	4	3	0	0	0	0
Senior Equipment Operator	20	24	37	38	37	38
Sign Erector-Paint Machine Operator I	3	3	3	3	3	3
Sign Erector-Paint Machine Operator II	3	3	3	3	3	3
Sign Technician	3	3	3	3	3	3
Solid Waste Administrator	1	1	2	2	2	2
Solid Waste Manager	2	2	4	4	4	4
Solid Waste Officer	3	3	3	3	3	3
Solid Waste Supervisor	13	13	12	12	11	12
Sweeper/Vac All Operator	1	1	0	0	0	0

Public Works & Assets**Filled Position Detail**

	FY13	FY14	FY15 by Quarter			
	Average	Average	7/1/14	10/1/14	1/1/15	4/1/15
Traffic Engineering Technician	1	1	1	1	1	1
Training Supervisor I	1	1	1	1	1	1
Waste Reduction Operator	6	6	6	6	6	6
Woodchipper Operator	2	2	0	0	0	0

CODES & REGULATIONS

Mission Statement

Promote and provide quality and responsive code enforcement activities striving for code compliance to ensure the health and safety, and general welfare of all citizens and visitors of our community and to prevent the deterioration of our neighborhoods.

Major Services

- Customer and Support Services
- Permits, Licenses, & Enforcement
- Property Maintenance & Housing Quality Standard Inspections
- Code Enforcement & Property Maintenance/Nuisance Code Hearing Boards
- Vacant Property Nuisance Abatement

Objectives

- Ensure public health and safety to our community through enforcement of the property maintenance code to all structures and premises
- Ensure all laws are being followed in regard to the sale and consumption of alcoholic beverages and provision of public transportation, adult entertainment, and vending
- Ensure the Code Enforcement & Property Maintenance/Nuisance Code Hearing Boards processes all appeals of violation notices and citations in a timely and efficient manner
- Maintain our partnership with Housing Authority of Louisville providing inspection services for the Housing Choice Voucher Program to ensure compliance with the property maintenance code/housing quality standards
- Abate nuisances associated with vacant properties in an efficient and timely manner to reduce blight and impact on adjacent occupied properties
- Continue to develop and offer outreach programs to citizens and customers to ensure that their knowledge of laws/regulations pertaining to property maintenance, alcoholic beverages, public transportation, adult entertainment, and vending processes and enforcement programs is as current

Website

For additional information, please visit <http://louisvilleky.gov/government/codes-regulations>

Performance Measures

To view the agency's strategic plan and performance measures as they relate to the LouieStat initiative, please visit <http://louiestat.louisvilleky.gov/>

Codes & Regulations**Budget Summary**

	Prior Year Actual 2013-2014	Original Budget 2014-2015	Revised Budget 2014-2015	Mayor's Recommended 2015-2016
Funding by Source				
General Fund Appropriation	8,020,600	5,391,100	5,391,100	6,068,400
Carryforward & Designated	4,300	-	3,700	-
Agency Receipts	727,000	780,600	780,600	780,600
Federal Grants	906,400	975,000	975,000	-
Total Funding:	9,658,300	7,146,700	7,150,400	6,849,000
Expenditures by Category				
Personnel Services	7,990,400	5,892,800	5,892,800	5,654,000
Contractual Services	451,200	437,800	439,100	254,000
Supplies	97,700	108,600	108,600	107,200
Equipment/Capital Outlay	2,500	6,500	6,500	7,500
Direct Reimbursements	632,100	520,400	520,400	509,200
Interdepartment Charges	203,500	180,600	183,000	169,100
Restricted & Other Proj Exp	-	-	-	148,000
Total Expenditures:	9,377,400	7,146,700	7,150,400	6,849,000
Expenditures by Activity				
Codes & Regulations	9,377,400	7,146,700	7,150,400	6,849,000
Total Expenditures:	9,377,400	7,146,700	7,150,400	6,849,000

Codes & Regulations**Filled Position Detail**

	FY13 Average	FY14 Average	FY15 by Quarter			
			7/1/14	10/1/14	1/1/15	4/1/15
Regular Full-time	190	181	180	94	90	90
Regular Part-time	0	0	0	0	0	0
Seasonal/Other	19	19	20	5	5	5
Filled Position Total	209	200	200	99	95	95
Position Title						
Administrative Assistant	3	2	2	2	2	2
Administrative Clerk	9	9	9	4	2	4
Administrative Coordinator	4	2	1	1	1	1
Administrative Specialist	4	4	4	3	3	3
Administrative Supervisor I	1	1	1	1	1	1
Administrative Supervisor II	1	1	0	0	0	0
Architect, Project	1	0	0	0	0	0
Architectural Projects Coordinator	1	1	1	0	0	0
Assistant Director	2	2	2	1	0	0
Associate Planner	4	4	4	0	0	0
Board Member	19	19	20	5	5	5
Building Inspection Supervisor	1	1	1	0	0	0
Code Enforcement Supervisor	3	3	3	2	3	3
Code Enforcement Officer I	21	18	18	18	17	17
Code Enforcement Officer II	16	18	18	18	18	17
Crew Leader	4	4	4	4	3	4
Director	2	2	2	0	1	1
District Operations Manager	1	1	1	1	1	1
Electrical Inspection Supervisor	1	1	1	0	0	0
Electrical Inspector I	10	11	11	0	0	0
Electrical Inspector II	1	1	1	0	0	0
Engineer II	1	1	1	0	0	0
Engineer Manager	1	0	0	0	0	0
Engineer Supervisor	1	0	1	0	0	0
Equipment Operator	11	11	10	11	11	11
Executive Assistant	1	1	2	1	0	0
Historic Preservation Officer	1	1	1	0	0	0
Historic Preservation Specialist	1	1	1	0	0	0
Information Systems Specialist	1	1	1	1	1	1
Information Systems Supervisor	1	1	1	1	0	0
Labor Supervisor	2	2	2	2	2	2
Laborer	7	6	7	7	7	6
Landscape Architect	1	1	1	0	0	0
Legal Administrative Supervisor	1	0	0	0	0	0
Licenses & Permits Invest Manager	1	1	1	1	1	1
Licenses & Permits Invest Supervisor	1	1	1	1	1	1
Licenses & Permits Investigator I	4	3	4	3	4	4

Codes & Regulations**Filled Position Detail**

	FY13	FY14	FY15 by Quarter			
	Average	Average	7/1/14	10/1/14	1/1/15	4/1/15
Licenses & Permits Investigator II	1	1	1	1	1	1
Management Assistant	6	5	4	0	0	0
Mechanical Inspection Coordinator	1	1	1	0	0	0
Payroll Specialist	1	1	1	0	0	0
Permit/License Assistant	6	6	6	4	4	3
Permit/License Supervisor	2	2	2	1	1	1
Personnel Coordinator	0	0	1	0	0	0
Personnel Specialist	0	0	0	1	1	1
Plan Review Manager	1	1	0	0	0	0
Plan Review Supervisor	1	1	1	0	0	0
Planner I	2	2	1	0	0	0
Planner II	5	6	6	0	0	0
Planning & Design Coordinator	1	1	1	0	0	0
Planning & Design Supervisor	4	4	4	0	0	0
Planning Technician	4	3	3	0	0	0
PR/B/M Inspector I	0	1	2	0	0	0
PR/B/M Inspector II	19	18	17	0	0	0
PR/B/M Inspector III	4	4	4	0	0	0
Public Information Specialist	1	1	1	0	0	0
Senior Equipment Operator	4	4	4	4	4	4
Traffic Planning Coordinator	1	1	1	0	0	0
Transportation Engineer Manager	0	1	1	0	0	0

HUMAN RELATIONS COMMISSION

Mission Statement

Promote unity, understanding, and equal opportunity among all people of Metro Louisville; Eliminate all forms of bigotry, bias, and hatred from the community; Promote interracial and inter-group harmony by acting together to conciliate difference; Promote mutual understanding by enlisting the aid of other like-minded groups in the elimination of discriminatory practices.

Legal References:

- Kentucky Revised Statute (KRS) 344.310-320 and 67C.119(14-29)
- Louisville Metro Code of Ordinances (LMCO) 30.25(B)(1), 32.761, 32.757-759, 130.52, 37.66, 37.69, 92.03-04, 92.40-92.99, 92.05-07, 32.760, 92.08-92.18, 37.27-29, 37.30, 37.68, 37.75

Major Services

- Compliance Enforcement Services
- Equal Opportunity Enforcement Services
- Police Citizen Advocate Service

Objectives

- Increase the number of certified businesses
- Increase efforts to contract and purchase with certified businesses
- Improve efficiency and monitoring of projects, vendors, and contractors in the pre-qualification and good faith effort process
- Increase education and outreach efforts related to compliance enforcement, equal opportunity enforcement, and the police complaint process within the community
- Improve complaint processing time at all phases in the process, including intake, investigation, hearings, and closeout

Website

To view the agency's strategic plan along with other important information, please visit: <http://louisvilleky.gov/government/human-relations-commission>.

Human Relations Commission**Budget Summary**

	Prior Year Actual 2013-2014	Original Budget 2014-2015	Revised Budget 2014-2015	Mayor's Recommended 2015-2016
Funding by Source				
General Fund Appropriation	688,300	669,100	669,600	680,900
Carryforward & Designated	174,400	302,800	250,500	180,500
Agency Receipts	3,500	20,100	20,100	20,100
Federal Grants	289,000	312,500	261,500	219,100
Total Funding:	1,155,200	1,304,500	1,201,700	1,100,600
Expenditures by Category				
Personnel Services	683,000	799,800	771,300	725,600
Contractual Services	214,000	260,900	255,500	163,900
Supplies	7,600	15,200	15,200	7,600
Direct Reimbursements	1,500	2,000	2,000	1,100
Interdepartment Charges	700	1,100	1,100	1,300
Restricted & Other Proj Exp	-	225,500	156,600	201,100
Total Expenditures:	906,800	1,304,500	1,201,700	1,100,600
Expenditures by Activity				
Director's Office	296,400	268,600	268,600	269,100
Enforcement Services	176,400	215,300	215,300	206,100
Equal Opportunity Services	434,000	820,600	717,800	625,400
Total Expenditures:	906,800	1,304,500	1,201,700	1,100,600

Human Relations Commission**Filled Position Detail**

	FY13 Average	FY14 Average	FY15 by Quarter			
			7/1/14	10/1/14	1/1/15	4/1/15
Regular Full-time	11	11	12	12	12	12
Regular Part-time	5	3	6	6	6	6
Seasonal/Other	0	0	2	1	2	2
Filled Position Total	16	14	20	19	20	20
Position Title						
Administrative Clerk	2	2	2	2	2	2
Compliance Analyst	2	2	2	2	2	2
Compliance Officer	5	2	3	3	3	3
Compliance Specialist	1	0	0	0	0	0
Director	1	1	1	1	1	1
Executive Assistant	1	1	1	1	1	1
Human Relations Clerk	2	1	4	5	5	5
Human Relations Supervisor	0	1	1	1	1	1
Intern	0	1	3	1	1	1
Ombudsman	0	1	1	1	1	1
Public Education Coordinator	1	1	1	1	1	1
Researcher	0	0	0	0	1	1
Secretary	1	1	1	1	1	1

METRO ANIMAL SERVICES

Mission Statement

Metro Animal Services (MAS) has a fundamental mission to protect public health and safety, ensure the humane treatment of animals and provide quality, professional service to the public. MAS will serve as an authority in animal welfare by creating and preserving a safe and humane community for both people and animals. MAS strives to eliminate the euthanasia of adoptable animals in Louisville Metro through education, community engagement, enforcement, and leadership efforts.

Major Services

- Animal Care & Sheltering
- Field Services, Enforcement, & Rescue
- Community Engagement
- Animal Adoptions & Placement
- Administration & Licensing

Objectives

- Increase the animal lifesaving rate and reduce euthanasia working towards the eradication of euthanasia of adoptable animals in Louisville Metro
- Improve the quality of life and overall environment for the animals in the care and custody of MAS
- Enhance public safety and animal protection thereby improving the overall quality of life for the citizens and animals of Louisville Metro; Enhance agency efficiency and improve the quality and timeliness of services
- Establish a strong and effective community engagement program by expanding programs that involve citizens and offer volunteer opportunities

Website

For additional information, please visit <http://www.louisvilleky.gov/AnimalServices/>

Performance Measures

To view the agency's strategic plan and performance measures as they relate to the LouieStat initiative, please visit <http://louiestat.louisvilleky.gov/>

Metro Animal Services**Budget Summary**

	Prior Year Actual 2013-2014	Original Budget 2014-2015	Revised Budget 2014-2015	Mayor's Recommended 2015-2016
Funding by Source				
General Fund Appropriation	2,466,900	2,869,700	2,871,500	2,821,600
Carryforward & Designated	63,400	15,000	27,600	-
Agency Receipts	789,200	1,064,200	1,082,000	1,042,400
State Grants	-	-	1,800	1,800
Total Funding:	3,319,500	3,948,900	3,982,900	3,865,800
Expenditures by Category				
Personnel Services	2,388,900	2,663,000	2,690,800	2,938,100
Contractual Services	369,900	429,000	379,300	403,000
Supplies	330,600	359,300	415,200	322,900
Equipment/Capital Outlay	4,800	-	-	-
Direct Reimbursements	160,500	155,400	155,400	139,300
Interdepartment Charges	33,200	27,200	27,200	30,600
Restricted & Other Proj Exp	-	315,000	315,000	31,900
Total Expenditures:	3,287,900	3,948,900	3,982,900	3,865,800
Expenditures by Activity				
Director's Office	137,400	540,800	540,800	326,400
Administrative Support	731,200	764,300	743,300	603,300
Animal Care	1,160,700	1,286,100	1,341,100	1,350,500
Animal Control	992,200	1,044,800	1,044,800	1,250,400
Newburg Adoption Facility	266,400	312,900	312,900	335,200
Total Expenditures:	3,287,900	3,948,900	3,982,900	3,865,800

Metro Animal Services**Filled Position Detail**

	FY13 Average	FY14 Average	FY15 by Quarter			
			7/1/14	10/1/14	1/1/15	4/1/15
Regular Full-time	49	52	53	57	55	56
Regular Part-time	1	2	1	1	1	1
Seasonal/Other	0	0	0	0	0	0
Filled Position Total	50	54	54	58	56	57
Position Title						
Administrative Clerk	2	2	1	1	1	1
Administrative Coordinator	0	0	0	0	1	1
Animal Adoption Coordinator	4	6	7	8	7	7
Animal Adoption Supervisor	1	0	0	1	1	1
Animal Care Coordinator	0	1	2	2	2	2
Animal Care Specialist	8	10	10	11	11	8
Animal Control Officer I	13	12	11	13	13	13
Animal Control Officer II	4	3	4	4	4	4
Animal Control Supervisor	1	1	1	1	1	1
Animal Services Clerk	6	6	5	6	5	6
Animal Services Lost & Found Clerk	0	1	1	1	1	1
Animal Services Transport Clerk	0	1	1	1	1	1
Assistant Director	1	1	1	1	1	1
Director	1	0	0	0	1	1
Executive Administrator	0	0	0	1	1	1
Kennel Supervisor	1	1	1	0	0	1
Organizational Performance Analyst	0	0	1	0	0	0
Public Education Coordinator	1	1	1	1	0	1
Public Information Supervisor	1	1	1	0	0	0
Veterinarian	1	1	1	1	1	1
Veterinary Assistant	2	3	3	3	2	3
Veterinary Clinic Coordinator	1	1	1	1	1	1
Veterinary Services Supervisor	1	1	1	1	1	1
Veterinary Technician	1	1	0	0	0	0

PUBLIC HEALTH & WELLNESS

Mission Statement

Protect, advance, and improve the health, environment, and well-being of Louisville Metro residents through assessments, capacity building, empowerment, and policy development.

Major Services

- Clinical Services
- Community and Population Health
- Environmental Health and Emergency Preparedness
- Communications and Community Relations
- Policy, Planning and Evaluation
- Health Equity

Objectives

- Create a culture of health and wellness throughout Louisville Metro
- Focus on social determinants of health and equity
- Strengthen public-private partnerships
- Increase connection between public health and clinical medicine
- Reduce the prevalence of behavioral related disease
- Utilize an outcomes driven approach to program and policy development

Website

For additional information, please visit <http://louisvilleky.gov/government/health-wellness>

Performance Measures

To view the agency's strategic plan and performance measures as they relate to the LouieStat initiative, please visit <http://louiestat.louisvilleky.gov/>

Public Health & Wellness**Budget Summary**

	Prior Year Actual 2013-2014	Original Budget 2014-2015	Revised Budget 2014-2015	Mayor's Recommended 2015-2016
Funding by Source				
General Fund Appropriation	15,098,500	13,877,900	13,885,500	8,346,900
Carryforward & Designated	740,800	137,100	536,700	16,900
Agency Receipts	1,817,500	1,404,700	1,449,600	1,909,600
Federal Grants	9,275,500	8,771,800	8,847,500	8,373,800
State Grants	2,293,400	2,292,800	2,358,000	2,163,300
Total Funding:	29,225,700	26,484,300	27,077,300	20,810,500

Expenditures by Category

Personnel Services	13,965,100	13,758,700	13,212,600	13,224,800
Contractual Services	13,214,300	11,266,700	11,600,500	5,525,800
Supplies	1,042,100	1,228,200	1,232,700	1,000,300
Equipment/Capital Outlay	155,400	37,200	43,100	154,400
Direct Reimbursements	87,400	94,600	94,600	90,500
Interdepartment Charges	39,500	18,100	252,900	11,900
Restricted & Other Proj Exp	-	80,800	641,000	802,800
Total Expenditures:	28,503,800	26,484,300	27,077,400	20,810,500

Expenditures by Activity

Administration & Support Division	3,144,100	3,810,000	4,146,600	4,490,900
Population & Personal Health Services Division	8,961,700	9,171,400	9,398,200	8,867,300
Health Equity Programs	1,199,500	913,700	706,400	254,800
Environmental Health Services Division	2,766,000	2,835,200	3,021,700	3,133,800
Public Health Preparedness	635,400	497,800	546,000	541,100
Communicable Disease Prevention	2,913,000	2,690,900	2,685,600	2,735,700
Family Health Center	1,884,100	1,565,300	1,572,900	786,900
Quality Care Charitable Trust	7,000,000	5,000,000	5,000,000	-
Total Expenditures:	28,503,800	26,484,300	27,077,400	20,810,500

Public Health & Wellness**Filled Position Detail**

	FY13	FY14	FY15 by Quarter			
	Average	Average	7/1/14	10/1/14	1/1/15	4/1/15
Regular Full-time	247	226	213	200	189	194
Regular Part-time	8	12	12	12	11	11
Seasonal/Other	8	9	11	5	3	1
Filled Position Total	263	247	236	217	203	206
Position Title						
Administrative Assistant	4	3	3	2	2	2
Administrative Coordinator	1	3	3	4	4	3
Administrative Specialist	0	3	3	2	1	2
Assistant Director	3	4	4	4	3	4
Clerk Typist II	2	2	2	2	1	1
Community Health Nurse Specialist	4	3	2	2	1	0
Community Health Services Clerk	1	1	1	1	1	1
Community Health Services Clerk Mobile	2	1	1	1	1	1
Community Health Social Services Assistant I	1	1	1	1	1	1
Community Health Social Services Assistant II	9	8	6	6	5	5
Community Health Administrator	6	5	5	5	5	3
Community Health Coordinator	0	0	0	0	0	1
Community Health Manager	3	1	0	0	0	1
Community Health Medical Assistant	21	20	19	16	15	16
Community Health Nurse Specialist	29	24	19	19	16	18
Community Health Nurse Supervisor	3	3	5	4	4	5
Community Health Services Clerk	27	23	22	18	18	18
Community Health Social Worker	2	2	2	2	2	2
Community Health Specialist	7	5	4	4	4	4
Community Health Supervisor	8	4	3	3	2	2
Community Outreach Coordinator	2	2	1	1	1	1
Data Systems Analyst	1	1	1	1	1	1
Dentist	1	0	0	0	0	0
Director of Safe Neighborhoods	0	1	1	1	1	1
Environmental Health Preparedness Supervisor	0	0	0	0	1	1
Environmental Engineer Coordinator	1	1	1	1	1	1
Environmental Health Administrator	1	1	1	1	1	1
Environmental Health Coordinator	1	1	0	1	1	1
Environmental Health Manager	2	2	2	2	2	2
Environmental Health Specialist	29	29	29	28	28	29
Environmental Health Supervisor	4	4	3	3	3	2
Epidemiologist	4	5	4	4	4	5
Executive Assistant	1	1	1	1	0	1
Expanded Function Dental Assistant Grants	1	1	1	1	1	1
Contract Coordinator	1	1	1	1	1	1
Health Education Specialist I	1	1	1	1	1	1
Health Education Specialist II	8	8	7	6	6	5

Public Health & Wellness**Filled Position Detail**

	FY13	FY14	FY15 by Quarter			
	Average	Average	7/1/14	10/1/14	1/1/15	4/1/15
Health Program Analyst	1	2	3	3	1	1
Information Systems Specialist	1	1	1	1	1	1
Inventory Control Specialist	1	1	1	1	1	1
Laboratory Assistant	1	1	1	1	1	1
Laboratory Technician	1	1	1	0	0	0
Laboratory Technician & General Supervisor	1	1	1	1	1	1
Laboratory Technologist	4	4	4	5	5	5
Lactation Program Supervisor	0	0	1	1	1	0
Licensed Practical Nurse	3	2	2	1	1	1
Management Assistant	7	5	5	5	5	5
Medical Director	1	0	0	0	0	0
Mosquito Control	1	1	4	1	0	0
Nutrition Manager	1	1	1	1	1	1
Nutrition Services Educator	3	3	3	2	2	2
Nutrition Services Specialist	17	15	14	13	14	13
Nutrition Supervisor	1	1	1	1	1	1
Office Worker	1	1	1	1	1	1
Peer Advisor	4	9	9	9	8	9
Plan Reviewer	1	1	1	1	1	1
Project Coordinator	1	1	0	0	0	0
Public Information Specialist	1	1	1	1	1	1
Public Information Supervisor	1	1	1	1	1	1
Quality Improvement Coordinator	1	2	2	2	2	3
Radiologic Technician	1	1	1	1	1	1
Receptionist	1	1	1	1	1	1
Secretary	3	3	3	3	3	2
Senior Substance Abuse Counselor	4	4	5	5	4	4
Social Service Program Coordinator	1	1	1	1	1	1
Social Service Technician	1	1	1	1	1	1
Substance Abuse Supervisor	1	1	1	1	1	1
Swimming Pool Programmer	1	1	2	0	0	0
Systems Analyst	1	1	1	1	1	1
Technology Cabinet Administrator	1	1	1	1	1	0
Translator	2	1	1	0	0	0
Vital Statistics Specialist	1	1	1	1	1	1

COMMUNITY SERVICES

Mission Statement

Revitalize Louisville Metro communities by assisting low to moderate income residents of Metro Louisville in need with economic assistance, social services, and affordable housing with the goal of making them safe and self-sufficient; Work with Federal, State, and other Metro governmental departments, non-profit organizations, private citizens, and local businesses to achieve our goals.

Major Services

- Community Action Partnership
- Economic Empowerment
- Neighborhood Place
- Outreach and Advocacy
- Research, Planning, and Compliance
- Self-Sufficiency Services

Objectives

- Work with local citizens and agencies to strengthen families and neighborhoods
- Help those in need
- Improve the way we deliver services to our customers; Help people faster and easier
- Better communicate to our citizens what services are available to them and how we can help
- Communicate with local agencies and businesses as to how we can work together to improve our community

Website

For additional information, please visit
<http://louisvilleky.gov/government/community-services>

Performance Measures

To view the agency's strategic plan and performance measures as they relate to the LouieStat initiative, please visit <http://louiestat.louisvilleky.gov/>

Community Services**Budget Summary**

	Prior Year Actual 2013-2014	Original Budget 2014-2015	Revised Budget 2014-2015	Mayor's Recommended 2015-2016
Funding by Source				
General Fund Appropriation	8,720,800	8,463,300	8,468,300	8,109,200
Carryforward & Designated	775,300	467,200	862,100	92,100
Agency Receipts	310,000	258,600	532,100	304,300
Federal Grants	13,356,900	19,131,800	20,226,200	19,930,800
State Grants	199,900	147,000	543,700	554,100
Total Funding:	23,362,900	28,467,900	30,632,400	28,990,500

Expenditures by Category

Personnel Services	7,342,400	7,439,800	7,703,800	7,412,400
Contractual Services	15,224,300	12,563,800	20,467,700	12,523,600
Supplies	276,200	313,400	613,700	511,500
Equipment/Capital Outlay	23,800	18,400	31,800	16,300
Direct Reimbursements	18,000	20,400	20,400	20,200
Interdepartment Charges	19,200	15,600	14,600	15,500
Restricted & Other Proj Exp	-	8,096,500	1,782,100	8,491,000
Total Expenditures:	22,903,900	28,467,900	30,634,100	28,990,500

Expenditures by Activity

Community Services Administration	7,634,900	6,925,800	7,224,500	6,542,300
Community Services	15,269,000	21,342,100	23,209,600	22,248,200
Franchise Fee Assistance	-	200,000	200,000	200,000
Total Expenditures:	22,903,900	28,467,900	30,634,100	28,990,500

Community Services**Filled Position Detail**

	FY13	FY14	FY15 by Quarter			
	Average	Average	7/1/14	10/1/14	1/1/15	4/1/15
Regular Full-time	144	144	145	105	105	103
Regular Part-time	107	60	16	14	12	15
Seasonal/Other	15	15	6	11	21	19
Filled Position Total	266	219	167	130	138	137
Position Title						
Account Clerk Typist	1	1	0	0	0	0
Administrative Assistant	6	5	5	3	3	3
Administrative Coordinator	2	4	4	1	1	0
Administrative Programs Supervisor	0	1	1	0	0	0
Administrative Specialist	2	1	1	2	2	2
Assistant Director	2	3	3	0	0	0
Business Accountant I	1	1	1	0	0	0
Clerical Supervisor	1	1	1	1	1	1
Clerk Typist I	1	1	1	0	0	0
Community Development Program Analyst	1	1	1	0	0	0
Community Outreach Specialist	3	2	4	3	5	6
Director	1	1	1	1	1	1
Executive Administrator	3	2	2	2	2	2
Executive Assistant	2	2	2	1	1	1
Foster Grandparents	92	44	0	0	0	0
Grants Coordinator	3	3	3	1	1	1
Housing & Rehabilitation Manager	1	1	1	0	0	0
Housing Program Assistant	3	3	2	1	1	1
Housing Program Coordinator	5	5	6	1	1	1
Housing Program Specialist	4	5	5	3	3	3
Housing Program Supervisor	4	4	4	2	2	2
Housing Rehabilitation Specialist	5	5	6	0	0	0
Housing Rehabilitation Supervisor	1	1	1	0	0	0
Housing Rehabilitation Technician	1	1	1	0	0	0
Information & Referral Technician	10	10	10	11	11	10
Information Systems Analyst	1	1	1	1	1	1
Information Systems Supervisor	1	1	1	1	1	1
Intergenerational Program Worker	1	1	1	1	1	1
Intern	4	3	3	2	3	2
Legal Administrative Supervisor	0	1	1	0	0	0
Loan Specialist	1	1	1	0	0	0
Management Assistant	3	3	3	2	3	3
Nutrition Center Supervisor	12	13	13	11	9	11
Paralegal	0	1	1	0	0	0
Personnel Specialist	1	1	1	1	1	1
Planning & Research Supervisor	1	1	1	1	1	1
Public Information Specialist	0	1	1	1	1	1

Community Services**Filled Position Detail**

	FY13	FY14	FY15 by Quarter			
	Average	Average	7/1/14	10/1/14	1/1/15	4/1/15
Real Estate Coordinator	0	0	2	0	0	0
Receptionist	1	1	1	1	1	1
Secretary	3	3	3	2	1	1
Senior Social Worker	21	21	21	22	19	19
Social Service Program Assistant	4	4	4	4	4	3
Social Service Program Coordinator	4	3	3	4	3	4
Social Service Program Specialist	15	14	13	11	14	14
Social Service Program Supervisor I	11	10	10	10	11	11
Social Service Program Supervisor II	1	1	1	1	1	1
Social Service Technician	2	2	2	2	2	3
Social Services Manager	2	2	2	2	2	2
Social Services Policy & Advocacy Manager	1	1	1	1	1	1
Social Services Policy & Advocacy Supervisor	1	1	1	1	1	1
Social Services Supervisor	3	3	3	3	3	3
Social Worker	2	2	2	2	2	2
Staff Helper	10	11	0	6	14	12
Technology Project Coordinator	1	0	0	0	0	0
Volunteer Coordinator	2	2	2	2	2	2
Youth Services Coordinator II	1	1	1	1	1	1
Youth Worker	1	1	1	1	0	0

PARKS & RECREATION

Mission Statement

Enhance the City of Parks initiative and recreation programs for citizens of Louisville Metro by maintaining and acquiring attractive, vibrant parks and recreation facilities, offering safe, diverse programs, and protecting these lands and resources for future generations.

Major Services

- Administrative Support
- Capital Construction, Planning & Land Acquisition
- Facility & Property Maintenance
- Golf Operations
- Iroquois Amphitheater & Special Events
- Park Improvements
- Natural Resource Management
- Forestry & Landscaping
- Recreation Programming
- Historic Properties
- Special Events

Objectives

- Maintain parks and facilities to a high standard of safety and appearance
- Manage resources in a modern, efficient, and accountable way
- Safeguard natural, cultural, and historic resources
- Provide age appropriate activities for youth, adults, and seniors
- Plan, design, and construct parks, trails, and facilities
- Maintain the national accreditation of Metro Parks and Recreation
- Uniting people in clean and green activities that beautify and foster pride
- Bring diverse residents together, instill civic pride, foster community spirit and quality of life and create awareness of special events

Website

For additional information, please visit <http://www.louisvilleky.gov/MetroParks/>
For additional information regarding Special Events for Louisville Metro, please visit <http://www.louisvilleky.gov/events>.

Performance Measures

To view the agency's strategic plan and performance measures as they relate to the LouieStat initiative, please visit <http://louiestat.louisvilleky.gov/>

Parks & Recreation**Budget Summary**

	Prior Year Actual 2013-2014	Original Budget 2014-2015	Revised Budget 2014-2015	Mayor's Recommended 2015-2016
Funding by Source				
General Fund Appropriation	18,198,600	18,008,200	18,152,200	19,122,800
Carryforward & Designated	303,800	-	398,300	31,700
Agency Receipts	5,389,700	6,153,700	6,537,600	6,442,300
Federal Grants	10,100	30,000	51,300	22,000
Total Funding:	23,902,200	24,191,900	25,139,400	25,618,800

Expenditures by Category

Personnel Services	17,131,100	17,091,900	17,310,700	18,808,900
Contractual Services	3,072,400	3,836,900	4,169,400	3,544,900
Supplies	2,165,600	2,185,800	2,518,300	2,162,700
Equipment/Capital Outlay	-	-	-	20,800
Direct Reimbursements	801,200	814,700	814,700	750,800
Interdepartment Charges	327,500	251,100	314,700	219,200
Restricted & Other Proj Exp	-	11,500	11,500	111,500
Total Expenditures:	23,497,800	24,191,900	25,139,300	25,618,800

Expenditures by Activity

Director's Office	233,200	282,500	2,039,000	2,737,700
General Administration	194,500	256,400	-	-
Community Relations	474,500	481,800	-	-
Finance & Technology	270,600	292,000	25,000	-
Personnel	231,700	224,500	-	-
Historic Properties	249,500	285,200	1,227,200	1,390,100
Children's Programming	245,100	251,900	19,300	26,200
Athletics & Community Centers	2,622,800	3,382,900	5,396,500	5,341,200
Specialized Recreation Programs	1,654,800	1,639,200	300	-
Park Resources	5,577,800	5,237,900	4,690,500	4,689,800
Operations & Turf Maintenance	10,561,500	10,822,700	10,237,400	10,365,700
Related Activities	1,181,800	1,034,900	1,504,100	1,068,100
Total Expenditures:	23,497,800	24,191,900	25,139,300	25,618,800

Parks & Recreation**Filled Position Detail**

	FY13 Average	FY14 Average	FY15 by Quarter			
			7/1/14	10/1/14	1/1/15	4/1/15
Regular Full-time	302	299	298	287	281	278
Regular Part-time	33	34	30	28	38	43
Seasonal/Other	97	101	234	151	53	32
Filled Position Total	432	434	562	466	372	353
Position Title						
Administrative Assistant	4	5	5	5	5	5
Administrative Clerk	2	2	1	2	2	2
Administrative Coordinator	1	1	0	1	1	1
Administrative Supervisor I	1	1	1	1	1	1
Aquatics Manager	1	1	1	1	1	1
Aquatics Supervisor	1	1	1	1	1	1
Arborist	1	1	1	1	1	1
Architect, Registered	1	0	0	0	0	0
Assistant Director	2	3	3	3	3	3
Board Member	1	1	0	0	0	0
Business Clerk	1	1	1	1	1	1
Carpenter	4	4	4	4	4	4
Cashier	1	1	1	1	1	1
Clerk	1	1	1	1	1	1
Community Outreach Coordinator	1	1	1	0	0	0
Community Outreach Supervisor	1	1	1	1	1	1
Director	1	1	1	1	1	1
Electrician II	2	2	2	2	2	2
Engineer II	1	1	1	1	1	1
Events Coordinator	4	6	6	5	5	5
Events Supervisor	1	1	1	1	1	1
Executive Administrator	2	3	3	2	2	2
Forester I	4	3	3	4	3	3
Forestry Manager	1	1	1	1	1	1
Forestry Supervisor I	3	3	3	3	3	3
Forestry Supervisor II	0	1	1	1	1	1
Golf Maintenance Worker II	12	11	10	9	9	9
Golf Maintenance Worker III	1	1	1	1	1	1
Golf Operations Supervisor I	7	7	7	7	7	6
Golf Operations Supervisor II	3	3	3	3	3	3
Graphic Specialist	1	1	1	1	1	1
Health and Safety Specialist	0	0	0	1	1	1
Historic Riverside Assistant	1	1	1	1	1	1
Historic Riverside Site Supervisor	1	1	1	1	1	1
Historic Site Supervisor	1	1	1	1	1	1
Horticultural Park Worker I	6	7	7	7	6	6
Information Systems Technician	1	1	1	1	1	1

Parks & Recreation**Filled Position Detail**

	FY13	FY14	FY15 by Quarter			
	Average	Average	7/1/14	10/1/14	1/1/15	4/1/15
Inventory Supervisor	1	1	1	1	1	1
Landscape Architect	2	2	2	2	2	2
Landscaping Supervisor I	1	1	1	1	1	1
Landscaping Supervisor II	1	1	1	1	1	1
Lifeguard	4	4	4	4	4	4
Maintenance Trades Assistant	5	5	4	5	5	4
Marketing Coordinator	1	1	1	1	1	1
Marketing Manager	1	1	1	1	1	1
Mechanic II	4	4	4	4	4	4
Naturalist	3	3	3	3	3	3
OSHA Specialist	1	1	1	0	0	0
Park Aide	28	29	58	35	6	5
Park Worker I	11	9	7	9	9	9
Park Worker II	81	79	78	72	69	70
Park Worker III	2	2	2	2	2	2
Parks Administrator	3	4	4	4	4	4
Parks Construction Supervisor	1	1	1	1	1	1
Parks Coordinator	2	1	1	1	0	0
Parks Manager	3	4	4	3	3	3
Parks Planning Coordinator	0	0	0	0	1	1
Parks Planning Supervisor	1	1	1	1	1	1
Parks Supervisor I	10	12	12	11	10	10
Parks Supervisor II	14	12	13	12	12	12
Payroll Specialist	1	1	1	1	1	0
Performance Analyst	0	0	1	1	1	1
Personnel Specialist	0	0	0	0	0	1
Personnel Supervisor	1	1	1	1	1	1
Plumber	2	2	2	2	2	2
Pool Technician	2	2	2	2	2	2
Public Education Coordinator	1	1	1	1	1	0
Public Education Supervisor	1	1	1	1	1	1
Public Information Supervisor	1	1	1	1	1	1
Recreation Administrator	2	2	2	2	2	2
Recreation Aide	56	59	138	103	42	20
Recreation Assistant	16	18	17	17	17	16
Recreation Coordinator	1	1	1	1	1	1
Recreation Instructor	10	11	30	6	2	6
Recreation Leader	9	9	9	9	9	9
Recreation Manager	5	5	5	4	4	4
Recreation Supervisor	19	18	19	17	17	17
Recreation Worker	6	5	4	4	4	4
Secretary	3	3	2	2	2	2
Security Supervisor	1	1	1	1	1	1

Parks & Recreation**Filled Position Detail**

	FY13	FY14	FY15 by Quarter			
	Average	Average	7/1/14	10/1/14	1/1/15	4/1/15
Senior Golf Operations Supervisor	5	5	5	5	5	5
Staff Assistant	26	22	25	23	32	37
Staff Helper	3	2	8	7	4	2
Systems Analyst	1	1	1	1	1	1
Turf Manager I	1	1	1	1	1	1
Urban Forestry Coordinator	0	1	1	0	0	0
Volunteer Coordinator	1	1	1	1	1	1
Welder	1	1	1	1	1	1

LOUISVILLE FREE PUBLIC LIBRARY

Mission Statement

Provide the people of Louisville with the broadest possible access to knowledge, ideas, and information and support them in their pursuit of learning.

Major Services

- Neighborhood Libraries
- Library Information Services
- Children/Young Adult Services
- Content Management
- Administrative Support
- Library Computer Services
- Facilities Services
- Education Programs and Public Awareness

Objectives

- Design and deliver a wide array of public education programs that support the formal institutions of K-12 and higher education, and citizens of any age
- Lend books and other reading materials for home use via 18 retail locations
- Respond to the public's requests for information and technology navigation to help them achieve school success, job security and personal fulfillment
- Provide public access to the latest innovations in technology, the Internet and electronic publishing, and guide the public in using these tools successfully
- Build a lasting collection of books and other published materials that serve the public and contribute to a more educated, better informed community
- Focus special literacy development activities on young children to help ensure their later success in school and in life
- Communicate the library's value to the public to encourage them to utilize library's services and support the library through voluntary contributions
- Attend to the library's finances, buildings, collections and other assets

Website

For additional information, please visit <http://www.lfpl.org/>

Performance Measures

To view the agency's strategic plan and performance measures as they relate to the LouieStat initiative, please visit <http://louiestat.louisvilleky.gov/>

Louisville Free Public Library**Budget Summary**

	Prior Year Actual 2013-2014	Original Budget 2014-2015	Revised Budget 2014-2015	Mayor's Recommended 2015-2016
Funding by Source				
General Fund Appropriation	15,189,500	15,097,700	15,097,700	15,648,700
Carryforward & Designated	316,700	-	510,000	-
Agency Receipts	1,341,000	2,131,000	2,131,000	2,101,200
Federal Grants	276,700	303,000	303,000	380,000
State Grants	302,700	303,000	303,000	312,000
Total Funding:	17,426,600	17,834,700	18,344,700	18,441,900
Expenditures by Category				
Personnel Services	11,872,200	12,035,600	12,039,200	12,163,700
Contractual Services	3,032,100	2,834,700	3,250,600	3,140,600
Supplies	1,761,100	1,369,900	2,226,200	1,449,700
Equipment/Capital Outlay	193,000	211,400	211,400	298,700
Direct Reimbursements	54,700	54,300	54,300	58,800
Interdepartment Charges	5,800	6,300	6,300	8,800
Restricted & Other Proj Exp	-	1,322,500	556,700	1,321,600
Total Expenditures:	16,918,900	17,834,700	18,344,700	18,441,900
Expenditures by Activity				
Director's Office	1,084,000	1,131,400	1,157,500	1,197,900
Administrative Support	72,500	85,200	85,500	92,300
Library Computer Services	1,295,500	1,408,100	1,408,100	1,735,300
Facilities	1,426,900	2,057,200	2,057,200	2,092,700
Branch Services	7,382,100	6,751,600	6,751,600	6,707,400
Main Branch Information Services	2,260,200	2,197,600	2,197,600	2,217,300
Child/Young Adult Programs	636,000	645,200	657,000	682,700
Collection Services	2,761,700	3,558,400	4,030,200	3,716,300
Total Expenditures:	16,918,900	17,834,700	18,344,700	18,441,900

Louisville Free Public Library**Filled Position Detail**

	FY13	FY14	FY15 by Quarter			
	Average	Average	7/1/14	10/1/14	1/1/15	4/1/15
Regular Full-time	179	173	177	176	175	181
Regular Part-time	102	102	98	105	103	102
Seasonal/Other	11	11	9	9	8	5
Filled Position Total	292	286	284	290	286	288
Position Title						
Administrative Clerk	1	1	0	0	0	0
Administrative Coordinator	0	0	1	1	1	1
Administrative Specialist	1	1	2	2	2	2
Architectural Projects Coordinator	0	1	0	0	0	0
Assistant Director	2	2	2	2	2	2
Business Clerk	1	1	0	0	0	0
Business Specialist	1	1	0	0	0	0
Community Outreach Coordinator	2	2	2	2	2	2
Community Outreach Supervisor	1	0	0	0	0	0
Computer Operator	1	1	1	1	1	0
Computer Services Manager	1	1	1	1	1	1
Custodian I	1	0	0	0	0	0
Director	1	1	1	1	0	0
Education Manager	1	1	1	1	1	1
Executive Administrator	0	1	2	2	2	2
Executive Assistant	1	1	1	1	1	1
Facilities Maintenance Manager	1	1	1	1	1	1
Facilities Maintenance Supervisor II	1	1	1	1	1	1
Facilities Project Coordinator	0	0	1	1	1	1
Facilities Project Manager	1	1	1	1	1	1
Graphic Artist	1	1	1	1	1	1
Information Systems Supervisor	0	0	0	1	1	1
Librarian I	24	25	25	23	24	24
Librarian II	17	17	17	19	14	17
Librarian III	13	12	12	12	12	13
Librarian IV	3	3	3	3	2	2
Library Assistant	59	59	62	60	62	64
Library Clerk	79	77	76	76	77	79
Library Courier	2	2	2	2	2	2
Library Manager	0	0	0	0	1	1
Library Page	44	44	39	45	42	39
Library Programs Supervisor	0	0	0	0	2	3
Library Services Manager	3	3	3	3	3	3
Library Supervisor	0	0	0	0	1	0
Library Technician	2	2	2	2	2	2
Maintenance Mechanic Librarian	2	2	2	2	2	2
Maintenance Worker II	4	4	4	4	4	4

Louisville Free Public Library**Filled Position Detail**

	FY13	FY14	FY15 by Quarter			
	Average	Average	7/1/14	10/1/14	1/1/15	4/1/15
PC Analyst	4	4	4	4	4	4
Personnel Specialist	0	0	1	1	1	1
Print & Audio Equipment Operator	1	1	1	1	0	1
Public Information Specialist	1	0	1	1	1	1
Public Information Supervisor	1	1	1	1	1	1
Substitute Librarian	1	1	1	1	1	0
Substitute Library Assistant	7	6	6	6	5	4
Substitute Library Clerk	3	3	2	2	2	1
Systems Engineer II	1	1	1	1	1	1
Training Specialist	2	0	0	1	1	1

LOUISVILLE ZOO

Mission Statement

Better the bond between the people and our planet; Be the region's essential zoological and botanical resource for conservation, education, and scientific study and the top choice for quality, family fun.

Major Services

- Administrative Support
- Animals
- Buildings & Grounds
- Visitor Services
- Programming
- Marketing & Public Relations

Objectives

- Maintain and expand the Louisville Zoo's position as the top non-profit attraction in the area and the fifth-ranked overall Louisville area tourist attraction
- Increase revenue through new entrepreneurial activities and enhanced programs in the areas of memberships, corporate partnerships, special events, education, group sales, contributed revenue streams, and guest amenities
- Continue our contribution to conservation by donating a portion of every membership and admission ticket price
- Continue to expand our statewide outreach through "Zoo to You," our "Backyard Action Hero" magazine, discount admission incentives, and public relations activities
- Continue implementation of the Zoo's rebranding effort designed to strengthen the Zoo's brand locally and statewide

Website

For additional information, please visit <http://www.louisvillezoo.org/>

Performance Measures

To view the agency's strategic plan and performance measures as they relate to the LouieStat initiative, please visit <http://louiestat.louisvilleky.gov/>

Louisville Zoo**Budget Summary**

	Prior Year Actual 2013-2014	Original Budget 2014-2015	Revised Budget 2014-2015	Mayor's Recommended 2015-2016
Funding by Source				
General Fund Appropriation	3,365,600	3,173,000	3,176,500	4,044,600
Carryforward & Designated	34,000	-	-	-
Agency Receipts	10,549,400	11,932,500	11,932,500	10,919,500
Total Funding:	13,949,000	15,105,500	15,109,000	14,964,100
Expenditures by Category				
Personnel Services	8,226,200	8,354,200	8,468,300	9,157,900
Contractual Services	3,864,600	3,300,700	3,872,500	3,580,500
Supplies	1,701,300	1,716,500	1,726,400	1,774,300
Equipment/Capital Outlay	71,800	100,000	65,600	60,000
Direct Reimbursements	53,100	68,300	68,300	51,000
Interdepartment Charges	28,000	38,700	38,700	39,400
Restricted & Other Proj Exp	-	1,527,100	869,200	301,000
Total Expenditures:	13,945,000	15,105,500	15,109,000	14,964,100
Expenditures by Activity				
Administrative Support	1,851,100	1,592,900	1,559,200	2,353,000
Animals	4,752,100	4,768,100	4,677,100	4,968,600
Buildings & Grounds	2,994,600	3,036,000	3,407,700	3,173,200
Visitor Services	1,667,200	2,661,100	2,421,100	1,540,000
Programming	1,918,600	2,354,600	2,351,100	2,176,900
Marketing & Public Relations	761,400	692,800	692,800	752,400
Total Expenditures:	13,945,000	15,105,500	15,109,000	14,964,100

Louisville Zoo**Filled Position Detail**

	FY13	FY14	FY15 by Quarter			
	Average	Average	7/1/14	10/1/14	1/1/15	4/1/15
Regular Full-time	116	114	112	115	112	115
Regular Part-time	21	20	20	19	18	18
Seasonal/Other	94	98	130	122	3	108
Filled Position Total	231	232	262	256	133	241
Position Title						
Administrative Assistant	3	3	2	2	2	2
Administrative Clerk	1	1	1	1	1	1
Assistant Director	1	1	1	2	1	2
Auto Maintenance Mechanic	1	1	1	1	1	1
Business Specialist	1	1	1	1	0	0
Carpenter	1	1	0	1	1	1
Cashier	1	1	1	1	1	1
Cashier Coordinator	2	2	2	2	2	2
Cashier Supervisor	1	1	1	1	1	1
Communications Coordinator I	1	1	0	0	1	1
Construction Coordinator	1	1	1	1	1	1
Custodian I	4	4	5	4	3	5
Development Coordinator	1	1	1	1	1	0
Development Manager	1	1	1	1	0	1
Development Specialist	1	1	2	2	2	2
Director	1	1	1	1	1	1
Education Assistant	2	2	2	2	2	2
Education Instructor	6	4	14	0	0	7
Educator I	4	4	4	4	4	4
Elephant Area Supervisor	1	1	1	1	1	1
Events Coordinator	2	2	2	2	2	2
Events Specialist	1	1	1	1	1	0
Executive Assistant	0	1	1	1	1	1
Gift Shop Supervisor	1	1	1	1	1	1
Group Sales Assistant	2	2	2	2	1	1
Group Sales Coordinator	1	1	1	1	1	1
Group Sales Specialist	1	0	0	0	0	0
Group Sales Supervisor	0	1	1	1	1	1
Guest Services Supervisor I	1	0	0	0	0	0
Guest Services Supervisor II	2	2	2	2	2	2
Horticulture Supervisor	1	1	1	1	1	1
Horticulture Worker I	1	1	1	1	2	2
Horticulturist	1	1	1	1	1	1
Keeper I	5	5	5	5	4	5
Keeper II	42	41	42	42	41	42
Keeper III	9	9	9	9	9	9
Local Area Network Analyst	1	0	0	0	0	0

Louisville Zoo**Filled Position Detail**

	FY13	FY14	FY15 by Quarter			
	Average	Average	7/1/14	10/1/14	1/1/15	4/1/15
Maintenance HVAC Mechanic	1	1	1	1	1	1
Maintenance Mechanic	1	1	1	1	1	1
Maintenance Worker II	2	2	2	2	2	2
Marketing Manager	1	1	1	1	1	1
Membership Supervisor	1	1	1	1	1	1
Payroll Specialist	1	1	1	1	1	1
Personnel Supervisor	1	1	1	1	1	1
Public Education Coordinator	1	1	0	1	1	1
Public Education Supervisor	1	1	1	1	1	1
Public Information Specialist	1	1	1	1	1	1
Public Information Supervisor	1	1	1	1	1	1
Receptionist	2	2	2	2	2	2
Rides and Attractions Operator	0	14	26	32	0	25
Rides and Attractions Supervisor	1	1	1	1	1	1
Splash Park Attendant	5	7	10	9	0	0
Splash Park Supervisor	1	1	1	1	0	1
Systems Analyst	1	1	1	1	1	1
Taxonomic Curator	2	2	2	2	3	3
Veterinarian	2	2	2	2	1	1
Veterinary Hospital Supervisor	1	1	1	1	1	1
Veterinary Technician	2	2	2	2	2	2
Volunteer Coordinator	1	1	1	1	1	1
Zoo Aide	3	4	6	4	0	4
Zoo Aquatic LSS Specialist	0	0	0	1	1	1
Zoo Assistant Curator	2	3	3	3	2	2
Zoo Crew Leader	1	2	3	3	0	3
Zoo Electrician	1	1	1	1	1	1
Zoo Facilities Manager	1	1	1	1	0	1
Zoo Facilities Supervisor	0	0	0	0	1	1
Zoo Facilities Supervisor II	1	0	0	0	0	0
Zoo General Curator	1	1	1	0	0	0
Zoo Registrar	1	1	1	1	1	1
Zoo Service Clerk	43	38	41	42	4	35
Zoo Service Worker	37	29	29	31	4	34
Zoo Team Leader	4	4	4	4	1	3

ECONOMIC DEVELOPMENT

Mission Statement

Economic Development will provide a full spectrum of business engagement and support to include retail, commercial, and industrial businesses from small business through our large enterprises. The department supports business attraction, retention, and expansion through business advocacy, environmental responsibility, and global economic outreach to foster a diverse community culture, and form strong external and internal partnerships while providing excellent customer service.

Major Services

- Business attraction, retention, and expansion with focus to the city's five cluster areas
- Economic Incentives
- Metro Development Authority
- Metco Loans
- Brownfields and Local Food Initiatives
- Air Pollution Control District

Objectives

- Oversee Louisville Metro's cluster strategy for business attraction, retention, and expansion
- Encourage and enable job creation by augmenting education and workforce pipelines
- Work with economic development partners to attract and retain businesses
- Foster partnerships that build community through public-private partnerships and business and international council outreach
- Provide gap financing opportunities for small and start-up businesses through the Metco Loan programs
- Take a leadership role in the development of brownfields from acquisition through remediation ensuring that our city's properties are revitalized to their full potential in the best interest of our community
- Monitor, protect, and enforce air quality standards through best-practice data collection and strong enforcement

Website

For additional information, please visit: <http://louisvilleky.gov/government/louisville-forward>

Performance Measures

To view the agency's strategic plan and performance measures as they relate to the LouieStat initiative, please visit <http://louiestat.louisvilleky.gov/>

Economic Development**Budget Summary**

	Prior Year Actual 2013-2014	Original Budget 2014-2015	Revised Budget 2014-2015	Mayor's Recommended 2015-2016
Funding by Source				
General Fund Appropriation	9,976,000	11,625,000	11,716,200	12,924,900
Carryforward & Designated	9,241,700	4,491,700	9,877,100	4,020,400
Agency Receipts	8,619,100	5,850,400	5,850,400	7,603,300
Federal Grants	9,819,700	2,594,300	1,265,600	1,198,200
State Grants	2,631,500	3,120,000	3,120,000	1,320,000
Total Funding:	40,288,000	27,681,400	31,829,300	27,066,800
Expenditures by Category				
Personnel Services	7,058,500	6,999,700	7,070,800	8,939,600
Contractual Services	22,458,600	11,708,100	13,728,700	12,336,100
Supplies	77,700	26,000	71,100	27,700
Equipment/Capital Outlay	132,800	194,600	177,900	143,600
Direct Reimbursements	48,300	61,300	74,300	62,600
Interdepartment Charges	419,200	146,400	150,400	132,800
Restricted & Other Proj Exp	-	8,545,300	10,556,000	5,424,400
Total Expenditures:	30,195,100	27,681,400	31,829,200	27,066,800
Expenditures by Activity				
Economic Development	14,358,600	17,445,900	22,415,700	14,970,200
Air Pollution Control District	5,496,200	9,103,900	8,066,100	10,965,000
KentuckianaWorks	10,340,300	1,131,600	1,347,400	1,131,600
Total Expenditures:	30,195,100	27,681,400	31,829,200	27,066,800

Economic Development**Filled Position Detail**

	FY13	FY14	FY15 by Quarter			
	Average	Average	7/1/14	10/1/14	1/1/15	4/1/15
Regular Full-time	115	94	85	83	82	82
Regular Part-time	1	2	2	2	2	2
Seasonal/Other	0	0	0	0	0	0
Filled Position Total	116	96	87	85	84	84
Position Title						
Administrative Assistant	4	2	2	1	1	1
Administrative Clerk	1	0	0	0	0	0
Administrative Coordinator	0	0	1	1	1	1
Administrative Specialist	1	1	1	0	0	0
Administrative Supervisor II	1	0	0	0	0	0
Air Pollution Compliance Officer	5	6	5	4	0	0
Air Pollution Technician II	4	4	4	4	0	0
APCD Air Monitoring Program Manager	0	0	1	1	1	1
APCD Air Monitoring Project Supervisor	0	0	1	1	1	1
APCD Air Quality Assurance Coordinator	0	0	2	2	2	2
APCD Compliance & Enforcement Analyst	0	0	1	1	1	0
APCD Compliance Officer	0	0	0	0	6	5
APCD Data Processing Coordinator	0	0	0	1	1	1
APCD Enforcement Supervisor	0	0	1	1	1	1
APCD Engineer I	8	8	6	6	7	8
APCD Engineer II	7	7	6	6	7	7
APCD Engineer III	3	3	3	3	3	3
APCD Field Technician	0	0	0	0	3	3
APCD Quality Control Technician	0	0	0	0	1	2
APCD Records Coordinator	0	0	0	1	1	1
APCD Regulatory Division Head	1	1	0	1	1	1
Assistant Director	3	2	3	3	3	3
Associate Planner	1	1	1	0	0	0
Business Accountant II	1	0	0	0	0	0
Business Specialist	1	0	0	0	0	0
Chief Administrative Officer	0	0	0	1	1	1
Chief of Civic Innovation	0	0	0	1	1	1
Chief of Economic Development	1	1	1	0	0	0
Chief of Strategic Initiatives	0	0	0	1	1	1
Communications Coordinator II	1	0	0	0	0	0
Communications Manager	0	0	0	0	0	1
Communications Specialist	0	0	1	1	1	1
Community Outreach Coordinator	1	1	1	1	1	1
Deputy Director-Advanced Planning	0	1	0	0	0	0
Director	3	2	3	2	2	2
Director of Advanced Planning	0	0	1	0	0	0
Director of Globalization	1	1	1	1	1	1

Economic Development**Filled Position Detail**

	FY13	FY14	FY15 by Quarter			
	Average	Average	7/1/14	10/1/14	1/1/15	4/1/15
Director of International Development	0	0	0	0	0	1
Director of Sustainability	1	1	1	0	0	0
Economic Development Coordinator	3	1	1	5	8	9
Economic Development Officer	3	2	2	1	1	0
Economic Development Supervisor	1	0	0	0	0	0
Education Manager	1	0	0	0	0	0
Engineer Supervisor	1	1	0	0	0	0
Environmental Coordinator	8	7	3	3	3	3
Environmental Engineer Manager	1	1	2	2	2	2
Environmental Engineer Supervisor	2	2	3	3	3	3
Environmental Manager	2	2	0	0	0	0
Environmental Specialist	9	9	6	6	0	0
Environmental Supervisor	3	3	1	1	1	1
Executive Administrator	2	3	3	3	3	3
Executive Assistant	3	2	1	1	2	2
Geographic Information Systems Analyst	1	0	0	0	0	0
Grants Contract Coordinator	2	0	0	0	0	0
Information Systems Analyst	3	2	0	1	1	1
Local Area Network Analyst	1	0	0	0	0	0
Management Assistant	2	2	2	2	1	1
Performance Analyst	0	0	1	1	1	1
Performance Management Lead	1	1	1	0	0	0
Project Manager I	3	3	3	3	3	2
Project Manager II	2	3	3	3	2	1
Public Information Supervisor	2	1	0	0	0	0
Receptionist	3	2	1	1	1	1
Special Assistant	1	1	1	2	2	2
Stimulus Grant Coordinator	1	0	0	0	0	0
Sustainability Project Coordinator	0	1	1	0	0	0
Urban Planner	4	5	5	2	1	1
Workforce Development Coordinator	2	0	0	0	0	0
Workforce Development Specialist	0	0	0	0	0	0

DEVELOP LOUISVILLE

Mission Statement

Develop Louisville will enhance the community's quality of place by focusing on the full range of land use and real development activities, including planning, land acquisition, development partnerships, enhancing corridors, commercial properties, public spaces, and neighborhoods.

Major Services

- Planning & Design
- Vacant & Abandoned Properties
- Advanced Planning
- Sustainability
- Housing
- Permits & Design
- Land Acquisition
- Brightside

Objectives

- Improve quality of place in Louisville Metro through neighborhood and long-term community planning that incorporates brownfield redevelopment, commercial corridor infrastructure improvements, public art, land use strategies, and a broader vision of Louisville's built environment in 25 years
- Implement aggressive and effective strategies to resolve vacant and abandoned property issues throughout the city in an effort to protect local property values and hold owners accountable
- Promote *Clean & Green* initiatives, such as, creating a more robust tree canopy and increased recycling to create a more sustainable and environmentally-friendly city for generations to come
- Support affordable housing initiatives by creating public/private partnerships that lead to the development of quality, affordable housing

Website

For additional information, please visit:
<http://louisvilleky.gov/government/louisville-forward>

Performance Measures

To view the agency's strategic plan and performance measures as they relate to the LouieStat initiative, please visit <http://louiestat.louisvilleky.gov/>

Develop Louisville**Budget Summary**

	Prior Year Actual 2013-2014	Original Budget 2014-2015	Revised Budget 2014-2015	Mayor's Recommended 2015-2016
Funding by Source				
General Fund Appropriation	5,057,900	9,179,300	9,189,500	11,508,400
Carryforward & Designated	1,497,900	-	1,300,900	54,000
Agency Receipts	872,800	965,000	965,000	1,545,000
Federal Grants	2,523,700	6,749,300	6,749,300	5,695,400
Total Funding:	9,952,300	16,893,600	18,204,700	18,802,800
Expenditures by Category				
Personnel Services	5,578,000	8,866,400	8,911,400	9,763,800
Contractual Services	2,587,900	3,751,900	5,116,600	4,671,800
Supplies	139,400	474,100	582,900	332,200
Equipment/Capital Outlay	1,300	2,000	6,500	6,000
Direct Reimbursements	36,000	216,700	207,300	183,100
Interdepartment Charges	566,300	193,800	193,800	191,800
Restricted & Other Proj Exp	-	3,388,700	3,186,200	3,654,100
Total Expenditures:	8,908,900	16,893,600	18,204,700	18,802,800
Expenditures by Activity				
VAP Initiative	1,747,500	2,282,500	2,306,200	1,707,600
Advanced Planning	1,465,800	1,470,000	1,447,500	1,695,500
Housing Rehab & Revitalization	2,068,200	6,110,300	7,176,700	7,192,000
Real Estate	3,143,300	5,884,700	5,759,100	6,948,500
Brightside	484,100	838,000	1,233,100	866,100
Sustainability	-	308,100	282,100	393,100
Total Expenditures:	8,908,900	16,893,600	18,204,700	18,802,800

Develop Louisville**Filled Position Detail**

	FY13	FY14	FY15 by Quarter			
	Average	Average	7/1/14	10/1/14	1/1/15	4/1/15
Regular Full-time	0	0	0	138	135	139
Regular Part-time	0	0	0	0	0	0
Seasonal/Other	0	0	0	15	15	14
Filled Position Total	0	0	0	153	150	153
Position Title						
Administrative Assistant	0	0	0	3	3	4
Administrative Clerk	0	0	0	4	5	4
Administrative Coordinator	0	0	0	3	3	4
Administrative Programs Supervisor	0	0	0	1	1	0
Administrative Specialist	0	0	0	1	1	1
Architectural Projects Coordinator	0	0	0	1	1	1
Assistant Director	0	0	0	3	4	4
Associate Planner	0	0	0	6	6	6
Board Member	0	0	0	14	14	14
Building Inspection Supervisor	0	0	0	1	1	1
Business Accountant I	0	0	0	1	1	0
Business Accountant I	0	0	0	0	0	1
Clerk Typist I	0	0	0	1	1	1
Code Enforcement Officer I	0	0	0	2	2	1
Code Enforcement Officer II	0	0	0	0	0	1
Code Enforcement Supervisor	0	0	0	1	1	1
Communications Specialist	0	0	0	0	0	1
Community Outreach Coordinator	0	0	0	1	1	1
Community Outreach Specialist	0	0	0	1	1	1
Director	0	0	0	3	3	3
Director of Advanced Planning	0	0	0	1	1	1
Director of Sustainability	0	0	0	1	1	1
Electrical Inspection Supervisor	0	0	0	1	1	1
Electrical Inspector I	0	0	0	11	10	10
Electrical Inspector II	0	0	0	1	1	1
Engineer II	0	0	0	1	1	1
Engineer Supervisor	0	0	0	1	1	1
Events Coordinator	0	0	0	1	1	1
Executive Administrator	0	0	0	1	1	2
Executive Assistant	0	0	0	2	2	1
Grants Coordinator	0	0	0	2	2	2
Historic Preservation Officer	0	0	0	1	1	1
Historic Preservation Specialist	0	0	0	1	1	1
Housing & Rehabilitation Manager	0	0	0	1	0	0
Housing Program Assistant Housing	0	0	0	1	1	0
Program Coordinator Housing	0	0	0	5	4	6
Program Specialist	0	0	0	2	2	2

Develop Louisville**Filled Position Detail**

	FY13	FY14	FY15 by Quarter			
	Average	Average	7/1/14	10/1/14	1/1/15	4/1/15
Housing Program Supervisor	0	0	0	2	1	2
Housing Rehabilitation Specialist	0	0	0	5	4	4
Housing Rehabilitation Supervisor	0	0	0	1	0	1
Landscape Architect	0	0	0	1	1	1
Legal Administrative Supervisor	0	0	0	1	1	1
Loan Specialist	0	0	0	1	1	1
Management Assistant	0	0	0	5	4	4
Mechanical Inspection Coordinator	0	0	0	1	1	1
Paralegal	0	0	0	1	1	1
Park Aide	0	0	0	1	1	0
Parks Supervisor II	0	0	0	1	1	1
Permit/License Assistant	0	0	0	2	1	2
Permit/License Supervisor	0	0	0	1	1	1
Personnel Coordinator	0	0	0	1	1	1
Plan Review Supervisor	0	0	0	1	1	1
Planner I	0	0	0	1	1	1
Planner II	0	0	0	6	6	6
Planning & Design Coordinator	0	0	0	1	0	1
Planning & Design Supervisor	0	0	0	3	4	4
Planning and Design Manager	0	0	0	1	2	2
Planning Technician	0	0	0	4	4	4
PR/B/M Inspector I	0	0	0	2	4	3
PR/B/M Inspector II	0	0	0	15	15	15
PR/B/M Inspector III	0	0	0	4	4	4
Public Information Specialist	0	0	0	1	1	0
Real Estate Coordinator	0	0	0	2	2	2
Secretary	0	0	0	1	1	1
Sustainability Project Coordinator	0	0	0	1	1	1
Traffic Planning Coordinator	0	0	0	1	1	1
Urban Forestry Coordinator	0	0	0	1	1	1
Urban Planner	0	0	0	3	3	3

OFFICE OF MANAGEMENT & BUDGET

Mission Statement

Ensure the fiscal integrity of Louisville Metro Government and provide the highest level of services to agencies and customers.

Major Services

- Budget & Policy
- Accounting & Grants
- Revenue Collection
- Finance/Business Operations
- Facilities/Project Management
- Fleet Services

Objectives

- Maintain financial accountability
- Continue to work on the Mayor's strategic plan
- Continue to address systemic budget issues
- Improve internal and external communications
- Improve business operations
- Maintain and upgrade city vehicles and services equipment
- Properly maintain and improve Metro facilities

Website

For additional information, please visit:
<http://louisvilleky.gov/government/management-budget>

Performance Measures

To view the agency's strategic plan and performance measures as they relate to the LouieStat initiative, please visit <http://louiestat.louisvilleky.gov/>

Office of Management & Budget**Budget Summary**

	Prior Year Actual 2013-2014	Original Budget 2014-2015	Revised Budget 2014-2015	Mayor's Recommended 2015-2016
Funding by Source				
General Fund Appropriation	39,508,800	41,578,600	42,391,000	45,925,100
Carryforward & Designated	1,513,900	-	1,604,800	-
Agency Receipts	11,388,800	13,913,300	15,913,300	14,891,900
Total Funding:	52,411,500	55,491,900	59,909,100	60,817,000
Expenditures by Category				
Personnel Services	22,483,500	22,953,200	22,953,200	24,594,100
Contractual Services	27,664,300	18,250,400	31,067,600	30,015,000
Supplies	757,600	852,900	852,900	852,400
Equipment/Capital Outlay	162,400	86,100	86,100	174,600
Direct Reimbursements	130,600	211,200	211,200	238,000
Interdepartment Charges	154,800	163,600	163,600	169,300
Restricted & Other Proj Exp	-	12,974,500	4,574,500	4,773,600
Total Expenditures:	51,353,200	55,491,900	59,909,100	60,817,000
Expenditures by Activity				
Finance Operations	15,159,100	15,057,700	16,124,900	16,959,600
Fleet & Facilities	20,554,900	22,482,400	22,432,400	23,126,500
Arena Authority	9,800,000	9,800,000	9,800,000	9,800,000
General Adjustments	5,839,200	8,151,800	11,551,800	10,930,900
Total Expenditures:	51,353,200	55,491,900	59,909,100	60,817,000

Office of Management & Budget**Filled Position Detail**

	FY13	FY14	FY15 by Quarter			
	Average	Average	7/1/14	10/1/14	1/1/15	4/1/15
Regular Full-time	355	359	353	350	351	354
Regular Part-time	5	6	5	5	5	5
Seasonal/Other	5	6	6	1	1	1
Filled Position Total	365	371	364	356	357	360
Position Title						
Account Specialist	1	1	0	1	1	1
Accounting Clerk	6	6	6	6	6	7
Accounts Payable Analyst	3	4	3	4	4	4
Administrative Assistant	1	1	2	2	2	2
Administrative Coordinator	1	1	1	1	1	1
Administrative Specialist	4	5	5	3	2	2
Architect, Project	1	0	0	0	0	0
Architectural Projects Coordinator	1	0	0	0	0	0
Assistant Director	1	1	1	1	1	1
Auditor Revenue	1	2	1	2	2	2
Billing Clerk III	1	1	1	1	1	1
Boiler & Cooling System Operator	2	0	0	0	0	0
Budget Analyst I	1	1	1	1	1	1
Budget Planning Analyst	4	2	0	0	0	0
Business Accountant I	12	11	13	12	12	11
Business Accountant II	11	10	11	11	11	11
Business Administrator	9	5	0	0	0	0
Business Specialist	3	3	4	3	3	4
Business Technician	1	1	1	1	1	0
Buyer I	1	1	0	0	0	0
Buyer II	1	1	2	2	2	2
Buyer III	4	4	4	4	4	4
Carpenter	5	5	5	5	5	5
Cash Control Assistant	1	1	1	1	1	1
Cash Management Supervisor	1	1	1	1	1	1
Chief Financial Officer	1	1	1	1	1	0
Clerk Typist I	1	0	0	0	0	0
Clerk Typist II	2	3	2	2	2	2
Construction Coordinator	2	1	0	0	0	0
Corporate Tax Auditor	5	5	4	4	6	6
Custodial Supervisor	1	0	0	0	0	0
Custodian	3	3	3	0	0	0
Director	1	1	1	1	1	1
Engineer III	2	2	2	2	2	1
Equipment Operator	1	1	0	0	0	0
Executive Administrator	5	6	6	6	6	5
Facilities Administrator	0	0	0	0	2	2

Office of Management & Budget**Filled Position Detail**

	FY13	FY14	FY15 by Quarter			
	Average	Average	7/1/14	10/1/14	1/1/15	4/1/15
Facilities Labor Supervisor	4	5	5	4	4	4
Facilities Maintenance Manager	4	4	3	3	2	1
Facilities Maintenance Supervisor	7	8	7	7	7	6
Facilities Operations Manager	1	1	1	1	1	1
Facilities Project Coordinator	0	2	2	2	2	2
Facilities Project Manager	1	1	1	1	1	1
Fee Collection Supervisor	1	1	1	1	1	1
Finance Coordinator	1	1	1	1	1	1
Finance Specialist	2	1	1	1	1	1
Finance Supervisor I	0	1	1	1	1	1
Finance Supervisor II	2	1	2	2	2	2
Financial Systems Administrator	1	1	1	1	1	1
Financial Systems Coordinator	1	0	0	0	0	1
Fiscal Administrator	0	6	11	10	9	13
Fiscal Manager	0	1	1	3	3	3
Fleet Administrator	1	1	1	1	1	1
Fleet Manager	1	1	1	1	1	1
Fleet Service Worker	0	1	2	3	3	3
Fleet Service Writer	1	1	0	0	1	1
Fleet Supervisor	5	5	4	4	4	4
FM Security & Safety Coordinator	0	1	1	1	0	0
Grants Compliance Supervisor	1	1	1	1	1	1
Grants Management Supervisor	1	1	1	1	1	1
Graphic Specialist	1	1	1	1	1	1
Horticulture Supervisor	1	1	1	1	1	1
Horticulture Worker	0	1	1	1	2	2
HVAC Mechanic	4	5	5	5	5	6
Information Processing Clerk	4	3	4	4	2	3
Information Systems Analyst	1	1	1	1	1	0
Investment Analyst	0	0	1	1	1	1
Investment Analyst II	1	1	0	0	0	0
Laborer	52	54	55	52	53	54
Mail Clerk	3	3	3	2	2	3
Maintenance Electrician	6	6	6	6	6	6
Maintenance Plumber	5	5	5	5	5	5
Maintenance Worker	16	17	16	16	16	16
Maintenance Worker II	1	1	1	1	0	1
Management Assistant	3	3	3	1	1	1
Mechanic I	4	4	2	2	2	2
Mechanic III	39	39	40	40	40	40
OMB Accountant I	2	2	2	1	2	1
OMB Accountant II	3	4	4	4	2	4
OMB Accounting Coordinator	0	0	0	0	1	1

Office of Management & Budget**Filled Position Detail**

	FY13	FY14	FY15 by Quarter			
	Average	Average	7/1/14	10/1/14	1/1/15	4/1/15
OMB Accounting Manager	0	1	0	1	1	1
OMB Accounts Receivable Specialist	1	4	3	4	3	4
OMB Grant Accountant I	4	4	4	4	4	4
OMB Grant Accountant II	10	10	11	12	12	10
OMB Insurance Specialist	0	1	1	1	1	0
OMB Manager	1	1	1	1	1	1
OMB Risk Management Coordinator	0	1	1	1	1	1
OMB Risk Management Manager	1	1	1	1	1	1
OMB Risk Management Supervisor	1	0	0	0	0	0
OMB Technician	1	1	0	0	0	0
OMB Training Coordinator	0	0	0	0	0	1
Organizational Performance Administrator	1	0	0	0	0	0
Organizational Performance Coordinator	1	0	0	0	0	0
Painter	4	4	4	4	4	4
Paralegal	2	2	2	2	2	2
Payroll Analyst I	2	2	2	2	2	2
Payroll Analyst II	1	1	1	1	1	1
Payroll Coordinator	1	1	1	1	1	1
Payroll Supervisor	1	1	1	1	1	1
Personnel Coordinator	0	0	0	1	1	1
Procurement Coordinator	1	1	1	1	1	1
Project Supervisor	1	1	1	1	1	1
Property & Leasing Coordinator	1	0	0	0	0	0
Property & Leasing Specialist	1	0	0	0	0	0
Property & Leasing Supervisor	1	0	0	0	0	0
Property Acquisition Coordinator	0	1	1	0	0	0
Purchasing Supervisor	1	1	2	2	2	1
Receptionist	1	1	0	1	1	1
Revenue Collection Specialist	8	8	8	7	8	8
Revenue Manager	4	4	4	4	4	4
Revenue Supervisor	3	3	4	4	4	4
Risk Management Analyst	1	0	0	0	0	0
Secretary	1	1	1	1	1	1
Security Guard	3	3	3	3	3	3
Senior Tax Processing Specialist	1	1	2	2	2	2
Surplus Property Coordinator	1	1	1	1	1	1
Tax Audit Supervisor	1	1	1	1	1	1
Tax Auditor I	1	1	1	1	1	1
Tax Processing Specialist	14	14	13	13	13	13
Taxpayer Service Representative	5	5	5	4	5	5
Vehicle Coordinator	1	1	1	1	1	1

OFFICE OF PERFORMANCE IMPROVEMENT & INNOVATION

Mission Statement

To help Louisville Metro Government become the best managed city government in the country by working to further develop the mindsets and capabilities of Metro employees and the plans, performance measures and processes of Metro departments required to achieve their goals and continually improve.

Major Services

- Strategic Planning
- Performance Management
- Continuous Improvement Consulting, Training and Capability Building

Objectives

- Provide answers to the following key questions:
 - What are the key services Metro Government performs?
 - How does Metro Government perform those services?
 - How well is Metro Government performing (and how do we know)?
 - What can Metro Government do to perform better?
- Cascade the enterprise plans and processes required for continuous improvement throughout Louisville Metro Government
- Track and analyze key performance indicators (KPIs) for each department and create a culture of data-driven decision making
- Build the skills and capabilities of those we work with through effective coaching and training management
- Address systemic challenges facing Louisville Metro Government and facilitate collaborative problem solving among appropriate stakeholders

Website

To view the agency's strategic plan along with other important information, please visit <http://www.louisvilleky.gov/performanceimprovement/>

Office of Performance Improvement & Innovation
Budget Summary

	Prior Year Actual 2013-2014	Original Budget 2014-2015	Revised Budget 2014-2015	Mayor's Recommended 2015-2016
Funding by Source				
General Fund Appropriation	772,100	1,061,300	1,061,300	1,275,400
Agency Receipts	3,600	-	-	-
Total Funding:	775,700	1,061,300	1,061,300	1,275,400
Expenditures by Category				
Personnel Services	493,800	782,500	704,000	1,003,200
Contractual Services	231,000	250,000	250,000	250,000
Supplies	900	15,000	15,000	4,100
Equipment/Capital Outlay	46,200	13,800	13,800	18,100
Restricted & Other Proj Exp	-	-	78,500	-
Total Expenditures:	771,900	1,061,300	1,061,300	1,275,400
Expenditures by Activity				
Office of Performance Improvement & Innovation	771,900	1,061,300	1,061,300	1,275,400
Total Expenditures:	771,900	1,061,300	1,061,300	1,275,400

Office of Performance Improvement & Innovation**Filled Position Detail**

	FY13 Average	FY14 Average	FY15 by Quarter			
			7/1/14	10/1/14	1/1/15	4/1/15
Regular Full-time	0	4	5	8	9	9
Regular Part-time	0	0	1	1	1	1
Seasonal/Other	0	1	3	3	0	0
Filled Position Total	0	5	9	12	10	10
Position Title						
Chief of Performance & Technology	0	0	1	1	1	1
Director of Performance Improvement	0	1	0	0	0	0
Intern	0	0	4	4	1	1
OPI Performance Coach	0	0	0	0	2	2
Organizational Performance Analyst	0	1	1	3	2	2
Organizational Performance Coordinator	0	1	1	1	1	1
Performance Improvement Coordinator	0	1	1	1	1	1
Performance Improvement Manager	0	1	1	1	1	1
Senior Organizational Performance Analyst	0	0	0	1	1	1

HUMAN RESOURCES

Mission Statement

Provide efficient, high quality, customer-oriented personnel services to Louisville Metro Government (LMG) employees and departments in accordance with legal mandates.

Major Services

- Civil Service/Recruitment
- HR/Personnel Management
- OSHA
- Labor Relations
- Employee Training

Objectives

- Recruit and select outstanding, professionally-minded candidates for employment with LMG as an “Employer of Choice”
- Administer the affirmative action plan for LMG by adhering to established minority hiring goals
- Manage compliance with the Civil Rights Act Title VI, Title VII, Civil Rights Act (1991), COBRA, FLSA, FMLA, HIPAA, USERRA, ADA, and ADEA
- Introduce and improve professional development programs for all employees
- Administer and manage the benefits and classification/compensation system for LMG, including the health, vision, life, and dental insurance; tuition and child care assistance; and the employee participation in the state retirement system
- Emphasize prevention through OSHA’s education, monitoring, inspection, and compliance requirements

Website

For additional information, please visit:
<http://www.louisvilleky.gov/humanresources/>

Performance Measures

To view the agency’s strategic plan and performance measures as they relate to the LouieStat initiative, please visit <http://louiestat.louisvilleky.gov/>

Human Resources**Budget Summary**

	Prior Year Actual 2013-2014	Original Budget 2014-2015	Revised Budget 2014-2015	Mayor's Recommended 2015-2016
Funding by Source				
General Fund Appropriation	3,770,100	3,922,400	3,922,400	3,800,900
Total Funding:	3,770,100	3,922,400	3,922,400	3,800,900
Expenditures by Category				
Personnel Services	2,691,400	2,748,500	2,747,500	2,693,300
Contractual Services	1,058,600	1,146,600	1,146,600	1,087,600
Supplies	16,700	20,800	20,800	16,400
Equipment/Capital Outlay	3,000	1,900	2,900	3,600
Interdepartment Charges	900	4,600	4,600	-
Total Expenditures:	3,770,600	3,922,400	3,922,400	3,800,900
Expenditures by Activity				
Recruitment & Civil Service	624,900	617,700	617,700	583,400
Personnel Management	2,969,500	3,127,700	3,127,700	3,037,400
Employee Training	176,200	177,000	177,000	180,100
Total Expenditures:	3,770,600	3,922,400	3,922,400	3,800,900

Human Resources**Filled Position Detail**

	FY13 Average	FY14 Average	FY15 by Quarter			
			7/1/14	10/1/14	1/1/15	4/1/15
Regular Full-time	32	34	35	32	34	34
Regular Part-time	1	2	2	0	0	0
Seasonal/Other	6	6	6	6	5	7
Filled Position Total	39	42	43	38	39	41
Position Title						
Administrative Assistant	4	3	2	2	2	2
Administrative Coordinator	1	1	1	1	1	1
Administrative Specialist	1	2	3	2	2	1
Assistant Director	1	1	1	1	1	1
Benefits and Compensation Supervisor	1	1	1	1	1	1
Board Member	6	6	6	6	5	6
Chief Examiner	1	1	1	1	1	1
Communications Coordinator II	1	1	1	1	1	1
Compliance and Training Supervisor	1	1	1	1	1	1
Compliance Coordinator	1	1	1	1	1	1
Director	1	1	1	1	1	1
Director of Labor Relations	0	0	0	0	1	1
Employee Benefits Coordinator	1	1	1	1	1	1
Employee Benefits Specialist	1	1	1	0	1	1
Health and Safety Coordinator	0	0	0	0	2	2
Health and Safety Supervisor	0	0	0	0	1	1
Human Resources Analyst	3	4	4	4	3	3
Human Resources Boards Coordinator	0	0	0	0	0	1
Human Resources Generalist	3	3	4	3	4	4
Human Resources Specialist	2	2	2	2	2	2
Industrial Hygiene Coordinator	0	1	1	1	0	0
Industrial Hygiene Specialist	1	0	0	0	0	0
Information Systems Analyst	2	3	3	3	3	2
Information Systems Supervisor	1	1	1	1	1	1
Labor Negotiator	1	1	1	0	0	0
Labor Relations Assistant	1	1	1	1	1	1
Labor Relations Implementation Liaison	0	0	0	0	0	1
Labor Relations Liaison	1	1	1	1	0	0
OSHA Coordinator	0	1	1	0	0	0
OSHA Specialist	1	0	0	0	0	0
OSHA Supervisor	0	0	0	1	0	0
Special Assistant	0	1	1	0	0	0
Staff Helper	0	0	0	0	0	1
Training Specialist	2	2	2	2	2	2

DEPARTMENT OF INFORMATION TECHNOLOGY

Mission Statement

Improve accountability, enhance transparency, and reduce the cost of government.

Major Services

- Metro Archives
- eGovernment - Web Team
- Network & Telephone Services
- Enterprise Infrastructure
- Revenue Commission Technology
- Enterprise Application Support
- IT Security
- Media Services – MetroTV
- Service Level Management
- Administration

Objectives

- Advise Metro agencies on technology options to support excellent service delivery and increase the number of online services provided by Metro Government
- Ensure consistent, secure mobile access to systems and services

Website

For additional information, please visit:
<http://louisvilleky.gov/government/information-technology-services>

Performance Measures

To view the agency's strategic plan and performance measures as they relate to the LouieStat initiative, please visit <http://louiestat.louisvilleky.gov/>

Department of Information Technology

Budget Summary

	Prior Year Actual 2013-2014	Original Budget 2014-2015	Revised Budget 2014-2015	Mayor's Recommended 2015-2016
Funding by Source				
General Fund Appropriation	9,898,900	10,787,400	10,791,200	12,008,500
Agency Receipts	1,487,400	1,393,800	1,393,800	1,063,800
Total Funding:	11,386,300	12,181,200	12,185,000	13,072,300
Expenditures by Category				
Personnel Services	5,374,300	5,621,900	5,596,900	5,813,500
Contractual Services	4,135,800	5,012,400	5,039,600	5,834,600
Supplies	11,700	15,700	15,700	6,100
Equipment/Capital Outlay	1,458,400	1,507,900	1,509,500	1,394,200
Direct Reimbursements	14,600	19,400	19,400	19,800
Interdepartment Charges	2,900	3,900	3,900	4,100
Total Expenditures:	10,997,700	12,181,200	12,185,000	13,072,300
Expenditures by Activity				
Director's Office	2,413,600	2,928,000	2,846,400	2,965,100
Project Management	300,400	324,800	324,800	-
Enterprise Application Support	1,702,100	1,843,600	1,843,600	1,680,500
Client Services	755,200	754,300	767,900	827,400
Network & Telephone Services	829,400	747,600	785,600	1,751,700
Development	789,900	993,500	1,023,500	1,429,300
Service Level Management	611,200	681,200	681,200	693,200
Enterprise Infrastructure	1,571,100	1,735,000	1,738,800	1,601,700
Security	241,500	322,800	322,800	608,100
Revenue Technology	1,124,700	1,175,400	1,175,400	845,400
Archives	329,600	334,500	334,500	341,700
Media Services	329,000	340,500	340,500	328,200
Total Expenditures:	10,997,700	12,181,200	12,185,000	13,072,300

Department of Information Technology**Filled Position Detail**

	FY13 Average	FY14 Average	FY15 by Quarter			
			7/1/14	10/1/14	1/1/15	4/1/15
Regular Full-time	68	69	62	66	67	67
Regular Part-time	0	0	0	0	0	0
Seasonal/Other	0	0	0	0	0	0
Filled Position Total	68	69	62	66	67	67
Position Title						
Application Programmer	4	4	4	4	4	4
Application Support Specialist	1	1	1	1	1	1
Applications Development Coordinator	2	2	3	2	3	3
Applications Developer	1	1	1	1	1	1
Archival Clerk	1	1	1	1	1	1
Archival Coordinator	1	1	1	1	1	1
Archival Specialist	2	2	2	2	2	2
Archival	1	1	1	1	1	1
Assistant Director	1	1	1	1	1	1
Business Specialist	1	1	1	1	1	1
Chief Information Security Officer	0	1	0	1	1	0
Client Services	3	3	3	3	3	2
Communications Coordinator II	1	1	1	1	1	1
Content Management Technology Administrator	1	1	1	1	1	0
Database Administrator I	1	1	0	0	1	1
Database Administrator II	2	1	1	2	2	1
Director	1	1	0	1	1	0
Director of Information Technology	0	0	0	0	0	1
Geographic Information Systems Analyst	0	1	1	1	1	1
Information Security Analyst	0	0	0	0	0	1
Information Security Specialist	0	0	0	0	1	1
Information Systems Architect	0	0	0	0	0	1
Information Technology Liaison	1	1	1	1	1	1
Information Technology Manager	2	2	1	2	2	3
Media Producer	2	2	2	2	2	2
Media Production Specialist	1	1	1	1	1	1
Multimedia Services Supervisor	1	1	1	1	1	1
Network Engineer I	0	0	0	1	1	1
Network Engineer II	3	4	3	2	2	2
Network	2	2	2	2	1	1
PC Support Analyst I	7	7	5	5	5	7
PC Support Analyst II	4	4	4	4	4	4
Project Coordinator	1	1	1	1	1	1
Senior Media Producer	1	1	1	1	1	1
Systems Analyst	2	1	1	1	1	1
Systems Analyst Manager	1	1	1	1	1	1
Systems Analyst	2	2	2	2	2	1

Department of Information Technology**Filled Position Detail**

	FY13	FY14	FY15 by Quarter			
	Average	Average	7/1/14	10/1/14	1/1/15	4/1/15
Systems Engineer I	3	3	2	2	2	2
Systems Engineer II	3	3	3	3	3	3
Technician I	3	3	3	3	2	2
Technician II	1	1	1	1	1	1
Technology Cabinet Administrator	2	2	2	2	2	2
Technology Project Coordinator	1	1	1	1	1	1
Web Designer	1	1	1	2	2	2

RELATED AGENCIES

Major Services

Waterfront Development Corporation

- Established in 1986, the Waterfront Development Corporation (WDC) plans, coordinates and implements strategies to revitalize Louisville's Waterfront. WDC was created by an inter-local agreement between Jefferson County, the City of Louisville (now Louisville Metro), and the Commonwealth of Kentucky to oversee redevelopment of Louisville's waterfront from a blighted and underutilized area into a vibrant, active area. (<http://www.louisvillewaterfront.com/aboutUs/wdcHistory/>)

Kentucky Science Center

- The mission of the Kentucky Science Center is to encourage people of all ages to enjoy science, math and technology in a stimulating and engaging environment that is educational as well as entertaining. (<http://kysciencecenter.org/about-us/>)

Related Agencies**Budget Summary**

	Prior Year Actual 2013-2014	Original Budget 2014-2015	Revised Budget 2014-2015	Mayor's Recommended 2015-2016
Funding by Source				
General Fund Appropriation	2,377,700	2,377,700	2,377,700	2,277,700
Agency Receipts	276,500	-	-	-
Total Funding:	2,654,200	2,377,700	2,377,700	2,277,700
Expenditures by Category				
Contractual Services	2,657,600	2,377,700	2,377,700	2,277,700
Total Expenditures:	2,657,600	2,377,700	2,377,700	2,277,700
Expenditures by Activity				
Waterfront Development Corporation	1,895,100	1,615,200	1,615,200	1,515,200
Kentucky Science Center	762,500	762,500	762,500	762,500
Total Expenditures:	2,657,600	2,377,700	2,377,700	2,277,700

JEFFERSON COUNTY ATTORNEY

Mission Statement

The Jefferson County Attorney is an elected Constitutional Office charged with the civil legal representation of the Louisville Metro Government (LMG) in litigation, approving certain public instruments as to legal form and contents, providing legal counsel to the Mayor, LMG Departments, and the Metro Legislative Council, and representing the State in criminal and child support matters within the jurisdiction of the State's District Court.

Major Services

- Administration
- Criminal Division
- Civil Division
- Child Support Division
- Domestic Violence Prosecution

Objectives

- Promote the public safety and general welfare of the citizens of this community through vigorous prosecution of criminal and child support cases
- Provide legal representation to LMG, its officers, agents, and employees

Website

To view the agency's strategic plan along with other important information, please visit <http://louisvilleky.gov/government/county-attorney>

Jefferson County Attorney**Budget Summary**

	Prior Year Actual 2013-2014	Original Budget 2014-2015	Revised Budget 2014-2015	Mayor's Recommended 2015-2016
Funding by Source				
General Fund Appropriation	7,178,500	7,393,700	7,393,700	7,692,800
Agency Receipts	319,800	311,700	311,700	311,700
Total Funding:	7,498,300	7,705,400	7,705,400	8,004,500
Expenditures by Category				
Personnel Services	6,483,000	6,705,600	6,705,600	7,044,100
Contractual Services	918,200	948,500	948,500	914,400
Supplies	36,900	51,300	51,300	46,000
Total Expenditures:	7,438,100	7,705,400	7,705,400	8,004,500
Expenditures by Activity				
Director's Office	808,800	828,100	828,100	779,800
Criminal Prosecution	2,276,400	2,438,300	2,438,300	2,703,300
Civil Litigation	4,352,900	4,439,000	4,439,000	4,521,400
Total Expenditures:	7,438,100	7,705,400	7,705,400	8,004,500

Jefferson County Attorney**Filled Position Detail**

	FY13 Average	FY14 Average	FY15 by Quarter			
			7/1/14	10/1/14	1/1/15	4/1/15
Regular Full-time	84	87	91	87	88	90
Regular Part-time	10	9	8	8	9	9
Seasonal/Other	0	0	0	0	0	0
Filled Position Total	94	96	99	95	97	99
Position Title						
Administrative Assistant	3	3	3	3	2	3
Administrator III	1	1	1	1	1	1
Assistant County Attorney	37	38	40	39	41	41
Assistant Director	0	0	1	1	1	1
Assistant Director Bad Check/Restitution	1	1	1	1	1	1
Attorney I	2	2	2	2	2	2
Attorney II	2	2	2	2	2	2
Attorney III	1	1	1	0	1	1
Bad Check/Restitution Clerk	1	1	1	1	0	1
Business Manager	0	0	1	1	1	1
Chief of Staff	1	1	1	1	1	1
Clerk	5	4	4	4	4	4
Communications Manager	1	1	1	1	1	1
County Attorney	1	1	1	1	1	1
Court Liaison	0	1	1	1	3	3
Director Bad Check/Restitution	1	1	1	1	1	1
Director Civil Division	2	2	1	1	0	0
Director Community Services	1	1	1	1	1	1
Director of Communications	0	0	1	1	1	1
Domestic Violence Statistician	0	1	0	0	0	0
DUI Vicitims Assistant	1	1	1	1	1	1
Executive Assistant	1	1	1	1	1	1
Executive Secretary	1	1	1	1	1	1
Human Resources Specialist	1	1	1	1	1	0
Juvenile Services Coordinator	1	1	1	1	1	1
Law Clerk	1	0	0	0	0	0
Legal Administrative Assistant	2	2	2	1	1	1
Legal Research Supervisor	1	1	1	1	1	1
Legal Secetary II	1	1	1	1	1	1
Legal Secretary	3	4	3	4	4	4
Legislative Affairs Aide	1	1	1	0	0	0
Legislative Affairs Specialist	1	1	1	0	0	1
Office Manager	1	1	1	1	1	1
Paralegal	1	1	1	1	1	1
Program Administrator	1	1	1	1	1	1
Receptionist	1	1	1	1	2	2
Revenue Collections Specialist	1	1	1	1	1	1

Jefferson County Attorney**Filled Position Detail**

	FY13	FY14	FY15 by Quarter			
	Average	Average	7/1/14	10/1/14	1/1/15	4/1/15
Secretary	1	1	1	1	1	1
Senior Attorney	3	3	3	3	3	3
Specialist	1	1	1	1	1	1
Tax Clerk	1	1	1	1	1	1
Tax Division Supervisor	1	1	1	1	1	1
Victim Advocate	7	7	8	8	7	7

JEFFERSON COUNTY CLERK

Mission Statement

As public servants, the employees of the Office of the Jefferson County Clerk are committed to providing service that reflects Value, Integrity, and Performance. We believe every citizen deserves VIP service!

The mission of the Board of Elections is to ensure that all eligible citizens may cast a ballot on election day and to ensure integrity in the election process.

Major Services

- Jefferson County Clerk
- Board of Elections

Objectives

- Properly record, maintain, and make available all legal public records as mandated by KRS
- Efficiently process all required tax notices on a timely basis
- Collect mandated tax revenue in accordance with Kentucky Revised Statute (KRS)
- Administer the local election process in an effective and efficient manner

Website

To view the agency's strategic plan along with other important information, please visit <http://www.jeffersoncountyclerk.org/>

Jefferson County Clerk**Budget Summary**

	Prior Year Actual 2013-2014	Original Budget 2014-2015	Revised Budget 2014-2015	Mayor's Recommended 2015-2016
Funding by Source				
General Fund Appropriation	2,957,600	3,904,100	3,904,100	3,908,700
Agency Receipts	50,800	50,600	50,600	-
Total Funding:	3,008,400	3,954,700	3,954,700	3,908,700
Expenditures by Category				
Contractual Services	2,782,500	3,490,700	3,700,700	3,654,100
Supplies	225,800	464,000	254,000	254,600
Total Expenditures:	3,008,300	3,954,700	3,954,700	3,908,700
Expenditures by Activity				
Jefferson County Clerk	3,008,300	3,954,700	3,954,700	3,908,700
Total Expenditures:	3,008,300	3,954,700	3,954,700	3,908,700

COMMONWEALTH ATTORNEY

Mission Statement The Office of the Commonwealth’s Attorney for the 30th Judicial District shall fulfill its statutory duties through the aggressive, competent, and ethical prosecution of criminal cases. The primary responsibility of the office is to see that justice is accomplished. The promotion of justice contributes to the protection of the community.

Major Services Felony Prosecutions

Objectives

- Pursue new felony cases
- Aggressively close outstanding cases
- Invoke “Rocket Docket” proceedings, where appropriate, to clear crowded criminal dockets and save on housing defendants

Website To view the agency’s strategic plan along with other important information, please visit <http://www.louisvilleprosecutor.com/>

Commonwealth Attorney**Budget Summary**

	Prior Year Actual 2013-2014	Original Budget 2014-2015	Revised Budget 2014-2015	Mayor's Recommended 2015-2016
Funding by Source				
General Fund Appropriation	1,234,700	1,449,100	1,449,100	1,628,000
Agency Receipts	-	-	339,800	235,900
Total Funding:	1,234,700	1,449,100	1,788,900	1,863,900
Expenditures by Category				
Personnel Services	1,223,100	1,436,300	1,549,600	1,623,800
Direct Reimbursements	10,900	11,600	11,600	12,400
Interdepartment Charges	700	1,200	1,200	1,200
Restricted & Other Proj Exp	-	-	226,500	226,500
Total Expenditures:	1,234,700	1,449,100	1,788,900	1,863,900
Expenditures by Activity				
Felony Prosecution	1,234,700	1,449,100	1,788,900	1,863,900
Total Expenditures:	1,234,700	1,449,100	1,788,900	1,863,900

Commonwealth Attorney**Filled Position Detail**

	FY13 Average	FY14 Average	FY15 by Quarter			
			7/1/14	10/1/14	1/1/15	4/1/15
Regular Full-time	19	19	19	19	23	23
Regular Part-time	0	0	0	0	0	0
Seasonal/Other	0	0	0	0	0	0
Filled Position Total	19	19	19	19	23	23
Position Title						
Attorney	12	11	11	11	14	14
Detective	1	1	1	1	1	1
Paralegal	2	2	2	2	3	3
Victim Advocate	4	5	5	5	5	5

JEFFERSON COUNTY CORONER

Mission Statement

Investigate and determine the cause and manner of death within Jefferson County and all relevant duties as prescribed by applied Kentucky Revised Statutes.

Major Services

Coroner's Office

Objectives

- Handle all aspects of cases of the deceased in Jefferson County, including determining the time and cause of death, positive identification, notification of next of kin, and completion of all appropriate paperwork
- Determine eligibility and administer indigent burial program
- Assist and cooperate with other agencies in the proper handling of the deceased, including LMPD, Medical Examiner's Office, and the Commonwealth Attorney's Office
- Aid other components in the community for burials, cremations, or the transportation of a decedent to another jurisdiction including foreign countries

Website

To view the agency's strategic plan along with other important information, please visit <http://www.louisvilleky.gov/Coroner/>

Jefferson County Coroner**Budget Summary**

	Prior Year Actual 2013-2014	Original Budget 2014-2015	Revised Budget 2014-2015	Mayor's Recommended 2015-2016
Funding by Source				
General Fund Appropriation	1,212,700	1,240,000	1,240,000	1,263,100
Agency Receipts	38,500	40,700	40,700	28,900
Total Funding:	1,251,200	1,280,700	1,280,700	1,292,000
Expenditures by Category				
Personnel Services	948,000	943,300	943,300	946,500
Contractual Services	291,200	315,000	315,000	326,700
Supplies	7,800	15,700	15,700	15,700
Direct Reimbursements	3,800	6,000	6,000	1,600
Interdepartment Charges	500	700	700	1,500
Total Expenditures:	1,251,300	1,280,700	1,280,700	1,292,000
Expenditures by Activity				
Jefferson County Coroner	1,251,300	1,280,700	1,280,700	1,292,000
Total Expenditures:	1,251,300	1,280,700	1,280,700	1,292,000

Jefferson County Coroner**Filled Position Detail**

	FY13 Average	FY14 Average	FY15 by Quarter			
			7/1/14	10/1/14	1/1/15	4/1/15
Regular Full-time	14	14	14	14	14	14
Regular Part-time	0	0	0	0	0	0
Seasonal/Other	0	0	0	0	0	0
Filled Position Total	14	14	14	14	14	14
Position Title						
Administrative Assistant	1	1	1	1	1	1
Chief Deputy Coroner	1	1	1	1	1	1
Coroner	1	1	1	1	1	1
Deputy Coroner	11	11	11	11	11	11

OTHER STATUTORY OBLIGATIONS

Major Services

- Office of the Public Defender
 - Legal References: Kentucky Revised Statutes (KRS) Chapter 31, 31.185(2), 3.05(2), 31.219
- Property Valuation Administrator
 - Legal References: KRS 132.285-420, 132.590
- Board of Tax Appeal Commissioners
 - Legal Reference: KRS 133.030
- Constables
 - Legal Reference: KRS 64.210
- Mental Inquest Program
 - Legal References: KRS 31.200, 387.450, 387.560
- Jefferson County Public Law Library
 - Legal Reference: KRS 172.100

Other Statutory Obligations**Budget Summary**

	Prior Year Actual 2013-2014	Original Budget 2014-2015	Revised Budget 2014-2015	Mayor's Recommended 2015-2016
Funding by Source				
General Fund Appropriation	2,978,000	3,560,200	3,560,200	3,749,300
Agency Receipts	285,100	304,300	304,300	296,000
Total Funding:	3,263,100	3,864,500	3,864,500	4,045,300
Expenditures by Category				
Personnel Services	285,200	294,000	294,000	284,100
Contractual Services	2,978,000	3,570,500	3,570,500	3,761,200
Total Expenditures:	3,263,200	3,864,500	3,864,500	4,045,300
Expenditures by Activity				
Expert Witness	92,600	92,700	92,700	115,600
Public Defender	2,203,300	2,870,300	2,870,300	2,968,700
Property Valuation Administrator	202,500	202,500	202,500	216,500
Board of Tax Commissioners	21,600	22,600	22,600	23,200
Constables & Magistrates	-	3,000	3,000	4,000
Mental Inquest	458,000	380,400	380,400	434,200
Law Library	285,200	293,000	293,000	283,100
Total Expenditures:	3,263,200	3,864,500	3,864,500	4,045,300

Other Statutory Obligations**Filled Position Detail**

	FY13 Average	FY14 Average	FY15 by Quarter			
			7/1/14	10/1/14	1/1/15	4/1/15
Regular Full-time	3	3	3	3	3	3
Regular Part-time	3	2	2	2	2	0
Seasonal/Other	1	1	1	1	1	1
Filled Position Total	7	6	6	6	6	4
Position Title						
Constable	3	2	2	2	2	0
Deputy Director of Library Services	1	1	1	1	1	1
Ex Officio Librarian-Law Library	1	1	1	1	1	1
Executive Director of Library Services	1	1	1	1	1	1
Technical Services Librarian	1	1	1	1	1	1

EXTERNAL AGENCIES

Programs and Services

The budget recommendations presented on the following pages contain two categories of Community Non-Profit Funds: 1) Arts, Cultural Assets, & Parks Fund; and 2) Community Services Fund (Ministries are listed as a subset of the Community Services Fund). Following these two categories is a list of additional external agency allocations which are contained in various Louisville Metro agency budgets.

A process developed in 2003 allows for the evaluation of requests from non-profit agencies for Louisville Metro tax dollars in a fair, consistent and accountable manner. This process consists of a panel for the two funds listed above. Each panel is composed of three representatives appointed by the Mayor and three representatives appointed by the Metro Council President. At least one appointee from both the Mayor and the Metro Council President should be a non-Louisville Metro employee. Clear, written policies and procedures outline specific requirements for qualification, training, monitoring, financial reporting, and reporting of program effectiveness.

External Agencies

<u>Organization</u>	<u>Program</u>	<u>Mayor's Recommended 2015-2016</u>
<u>Arts, Cultural Assets, and Parks Fund</u>		
<u>(General Fund)</u>		
* Mayor's Recommended Arts, Cultural Assets, and Parks Fund		500,000
	Arts Total:	<u>500,000</u>
<u>Community Services</u>		
<u>(General Fund)</u>		
* Mayor's Recommended Community Services		1,300,000
* <i>Panel Recommendations Forthcoming</i>	Community Services Total:	<u>1,300,000</u>
<u>CDBG Funding</u>		
Bridgehaven, Inc.	Steps to Recovery	8,700
Center for Women and Families, The	Economic Success Program	35,800
Center for Women and Families, The	Crisis Response Program	42,500
Family & Children First, Inc. dba Family & Children's Place, Inc.	SPC Case Management	230,000
Family Health Centers, Inc.	SPC Case Management	34,300
Family Health Centers, Inc.	Case Management	74,900
Family Scholar House, Inc.	At-Risk Family Services	53,800
Father Maloney's Boys and Girls Haven	Therapeutic Vocational Training Program	28,400
GuardiaCare Services, Inc.	Payee Program	40,200
Jeff St. Baptist at Liberty	At Liberty Hospitality Program	18,600
Kentucky Refugee Ministries, Inc.	Refugee Housing Coordination	38,400
Legal Aid Society, Inc.	Tenant Assistance Program	19,000
Salvation Army	Case Management for Homeless Families	42,500
Seven Counties Services, Inc.	SPC Case Management	49,000
Society of St. Vincent de Paul, Council of Louisville, Inc.	Substance Abuse Case Management	25,300
St. John Center, Inc.	Emergency Day Shelter	115,600
Volunteers of America of Kentucky, Inc.	Family Emergency Shelter	35,100
Wellspring, Inc.	Crisis Stabilization Unit	20,600
Wellspring, Inc.	Journey House	8,400
Wellspring, Inc.	Murray-Baxter	7,100
YMCA of Greater Louisville, The	Shelter and Mediation	<u>40,000</u>
	Subtotal:	<u>968,200</u>

External Agencies

<u>Organization</u>	<u>Program</u>	<u>Mayor's Recommended 2015-2016</u>
<u>Emergency Solutions Grant (ESG) Funding</u>		
Coalition for the Homeless, Inc., The	White Flag	32,100
Family & Children First, Inc. dba Family & Children's Place, Inc.	Rapid Re-Housing Case Management	48,000
Family Health Center, Inc.	Medical Health Street Outreach	57,100
House of Ruth, Inc.	Glade House Emergency Services	16,600
Jeff Street Baptist Community at Liberty, Inc.	At Liberty Day Shelter	15,000
Legal Aid Society, Inc.	Eviction Defense Program	45,000
St. John Center, Inc.	Emergency Day Shelter	104,900
Salvation Army (Georgia), The	Center of Hope	81,000
Society of St. Vincent de Paul, Council of Louisville, Inc.	Ozanam Inn	70,600
Volunteers of America of Kentucky, Inc.	Family Emergency Shelter	100,000
Wayside Christian Mission	Men's Emergency Shelter	19,200
Wayside Christian Mission	Family Emergency Shelter	16,900
YMCA of Greater Louisville, The	Street Outreach	37,000
	Subtotal:	643,400
<u>Housing Opportunities for Persons with AIDS (HOPWA) Funding</u>		
AIDS Interfaith Ministries of Kentuckiana, Inc.	AIM Care Team	50,300
Hoosier Hills AIDS Coalition, Inc.	Hoosier Hills TBRA and STRMU	42,600
House of Ruth, Inc.	House of Ruth TBRA and PHP	346,100
Legal Aid Society, Inc.	HIV/AIDS Legal Project	36,000
Volunteers of America of Kentucky, Inc.	VOA STRMU	84,500
	Subtotal:	559,500
<u>Ministries</u>		
Catholic Charities of Louisville	Sister Visitor Center	116,000
Eastern Area Community Ministries, Inc.	Neighborhood Visitor Program	75,800
Fairdale Area Community Ministries, Inc.	Emergency Assistance	16,300
Fern Creek/Highview United Ministries, Inc.	Individual/Family Assistance Center	48,000
Help Ministries of Central Louisville, Inc.	Emergency Assistance	76,800
Highlands Community Ministries, Inc.	HCM Individual/Family Assistance	42,100
Jeffersontown Area Ministries, Inc.	Outreach Program (Emergency Assistance)	30,900
Ministries United of South Central Louisville, Inc.	Emergency Assistance	130,700
Shively Area Ministries, Inc.	Emergency Financial Assistance	84,700
South East Associated Ministries, Inc.	Emergency Assistance Center	86,200
South Louisville Community Ministries, Inc.	Emergency Assistance	172,100
Southwest Community Ministries, Inc.	Emergency Assistance	90,700

External Agencies

<u>Organization</u>	<u>Program</u>	<u>Mayor's Recommended 2015-2016</u>
St. Matthews Area Ministries, Inc.	Emergency Assistance	25,000
United Crescent Hill Ministries, Inc.	Emergency Assistance	29,400
West Louisville Community Ministries, Inc.	Emergency Assistance	99,600
	Subtotal:	1,124,300
Total for All Community Non-Profit External Agency Funds:		5,095,400

Louisville Forward

Louisville Community Design Center, Inc., dba Center for Neighborhoods	75,000
Downtown Management District	144,500
Greater Louisville, Inc.	300,000
IdeaFestival	25,000
Jefferson County Cooperative Extension	335,000
Kentucky World Trade	72,000
KIPDA	172,400
Louisville Education & Employment Partners (LEEP)	278,400
Metropolitan Scholars Program	975,000
Sister Cities of Louisville, Inc.	61,000
Soil & Water Conservation	73,200
Urban Design Studio	15,000
	Subtotal: 2,526,500

Community Services

Center for Nonprofit Excellence	Non-profit Capacity Building	25,000
Coalition for the Homeless	CoC Coordination	80,000
JCPS-Community Schools	Community Schools	159,000
JCPS-Neighborhood Place	Neighborhood Place	84,000
Legal Aid Society	Housing Counseling	26,700
Louisville Urban League	Housing Counseling	53,400
Louisville Urban League	Fair Housing	23,000
Louisville Wheels Transportation, Inc.	WHEELS	95,000
Metro United Way, Inc.	2-1-1	35,000
Seven Counties Services, Inc.	Crisis and Information Center	110,000
	Subtotal:	691,100

Parks & Recreation

Sports Commission	150,000
-------------------	---------

Public Health & Wellness

Community Physical Activity Mini-grants	33,000
---	--------

Total Department External Agency Funding: 3,400,600

Grand Total External Agencies: 8,496,000

**LOUISVILLE METRO
CAPITAL BUDGET OVERVIEW
FISCAL YEAR 2015-2016**

Budgeting and Amending Procedures

Capital projects have a useful life of more than one year and are for purchases greater than \$5,000. Agencies request capital budgets as part of a five year Capital Improvement Plan, though funding is appropriated for one year at a time. Capital projects spanning several years can be funded all at once or in phased increments; unlike the operating budget, unexpended funds do not lapse at the end of each fiscal year. Amending a capital project budget requires legislative action if any of the following is changing:

- Administering Department
- Overall Scope or Title of Project
- Fund Source
- Amount of Capital Fund is Increasing More Than 10%

Project Types & Fund Sources

Project types include equipment purchases, design, land acquisition, construction, contract with an external agency, right-of-way access or utility location, grants, renovations/rehabilitations, and more.

Fund sources include Capital Cumulative Reserve Fund which includes Capital Infrastructure Fund (Council), Agency Receipts, Donations, State, Federal, Municipal Aid Program, County Road Aid Program, Forfeiture Funds (State and Federal), Community Development Block Grant (CDBG), Five-Year Note, Ten-Year Note, and Twenty-Year Bond. Funds are appropriated based on funding availability, allocations from outside sources, and applications/awards for grants, known donations, and fund source eligibility.

Financial Impact on Operating Budgets

Many projects can have an impact on the operating budget for an agency. When the city opens a new facility, it generally takes on additional operating costs to run the facility. This can include new staffing, utilities, maintenance and other recurring cost. New business systems can also add such recurring costs as annual licensing and maintenance contracts. In contrast, savings may be realized by upgrading equipment yielding energy savings and selecting replacement systems which may not require service contracts. Potential operating impact is reviewed and quantified as part of the project selection review process. Below are projects that have been identified as creating an opportunity to enable operating efficiencies and/or savings within Louisville Metro Government:

- | | |
|-------------------------------------|---|
| • Federal Forfeiture Funds Projects | • Facilities Deferred Maintenance |
| • Justice Assistance Grant | • Judicial Center/Metro Safe Cooling Towers |
| • State Forfeiture Funds Projects | • Voice Over Internet Protocol (VOIP) |
| • 22 nd Street Facility | |

Below are projects that have been identified as having a future anticipated operating cost associated with their completion. This includes items like additional staff, development and implementation of new or enhanced programs, or management of new services:

**LOUISVILLE METRO
CAPITAL BUDGET OVERVIEW
FISCAL YEAR 2015-2016**

- Body, Mobile and Site Cameras and other Law Enforcement Programs
- Renovate and Expand Newburg Animal Shelter
- South Central Regional Library

Future Funding

Projects that are being requested as part of a phased approach, requiring future appropriations to continue subsequent phases include:

Jefferson Memorial Forest Land Acquisition
Louisville Loop – Riverbank Stabilization at Portland Wharf Park and Shawnee Park
Louisville Loop – Ohio River Levee Trail – Campground Road
Louisville Loop – Northwestern Parkway –on road section
Louisville Loop – JMF Dodge Gap Section
Louisville Loop – JMF Medora Road
Louisville Loop – Watson Lane to Medora Road
Louisville Loop – Leisure lane to McNeely Lake Park
Louisville Loop – MET Beckley Woods Road to Eastwood Cutoff
Louisville Loop –Eastern Parkway
Paristown Pointe
Choice Neighborhood Planning Grant
Comprehensive Plan
Public Art Pilot Project
Voice Over Internet Protocol (VOIP)

2015-2016 LOUISVILLE METRO GOVERNMENT RECOMMENDED BUDGET

LOUISVILLE METRO CAPITAL PROJECTS FISCAL YEAR 2015-2016

Project Title		Recommended Expenditure 2015-2016	Capital Fund	Debt	Other	
LOUISVILLE METRO COUNCIL						
1	Council Infrastructure Fund	2,600,000	1,300,000		1,300,000	MAP
2	Council Designated Projects	2,000,000	2,000,000		-	
Subtotal: Louisville Metro Council		\$ 4,600,000	\$ 3,300,000	-	\$ 1,300,000	
CHIEF OF STAFF						
Louisville Metro Police Department						
3	Body, Mobile and Site Cameras and other Law Enforcement Programs	1,862,000		907,400 N	954,600	Forf
4	State Forfeiture Funds Projects	913,400			913,400	Forf
5	Mobile Data Terminals - JAG	546,600			546,600	F
Subtotal: Louisville Metro Police Department		\$ 3,322,000	\$ -	907,400	\$ 2,414,600	
CHIEF OF PUBLIC SERVICES						
Louisville Fire						
6	Boat Ramp - Ohio River Below Falls	85,000		85,000 N		
Subtotal: Louisville Fire		\$ 85,000	\$ -	85,000	\$ -	
Emergency Services						
7	Multi-Voice Radio System (MVRs) Upgrade	7,755,600		7,755,600 N		
8	Sirens Upgrades and Additions	108,000		72,000 N	36,000	S
Subtotal: Emergency Services		\$ 7,863,600	\$ -	\$ 7,827,600	\$ 36,000	
Department of Corrections						
9	Main Jail Complex Camera/DVR Upgrade Phase 4	140,000		140,000 N		
10	LMDC Body Cameras	142,000		142,000 N		
11	Main Jail Complex Roof Replacement	350,000			350,000	PAB
Subtotal: Department of Corrections		\$ 632,000	-	282,000	350,000	
Criminal Justice Commission						
12	Port Security Grant Match	1,046,300		261,600 N	784,700	F
Subtotal: Criminal Justice Commission		\$ 1,046,300	\$ -	261,600	\$ 784,700	
Public Works & Assets						
13	Bridge/Cross Drain Repairs & Replacements	1,539,000			1,539,000	MAP /CRA
14	Metro Street Improvements	8,500,000		5,992,000 B	2,508,000	S
15	Metro Sidewalk Repair Program	1,500,000		1,500,000 B		
16	Metro Roads Safety Improvements	170,000			170,000	CRA
17	Signs and Markings	500,000			500,000	MAP
18	Guardrail Replacement	100,000			100,000	CRA
Subtotal: Public Works & Assets		\$ 12,309,000	\$ -	\$ 7,492,000	\$ 4,817,000	
Codes & Regulations						
19	22nd Street Facility	300,000	300,000			
Subtotal: Codes & Regulations		\$ 300,000	\$ 300,000	\$ -	\$ -	
CHIEF OF COMMUNITY BUILDING						
Metro Animal Services						
20	Renovate & Expand Newburg Animal Shelter	3,400,000			3,400,000	AR /F/PAB
Subtotal: Metro Animal Services		\$ 3,400,000	\$ -	-	\$ 3,400,000	
Parks & Recreation						
21	General Repair	800,000		800,000 N		
22	Deferred Maintenance	800,000		800,000 N		
23	Community Center Improvements	250,000		250,000 N		
24	Mary T. Meagher Aquatic Center Pool Filtration Replacement	300,000		300,000 N		
25	Jefferson Memorial Forest Land Acquisition	50,000	50,000			
26	Louisville Loop - Beargrass Creek Connection	150,000			150,000	AR /F
27	Louisville Loop - Riverbank Stabilization at Portland Wharf Park and Shawnee Park	1,626,100	46,000	332,100 N	1,248,000	F

2015-2016 LOUISVILLE METRO GOVERNMENT RECOMMENDED BUDGET

LOUISVILLE METRO CAPITAL PROJECTS FISCAL YEAR 2015-2016

		Recommended	Capital			
		Expenditure				
Project Title	2015-2016	Fund	Debt	Other		
28 Louisville Loop - Ohio River Levee Trail (SLO) - Campground Road	900,000	180,000		720,000	F	
29 Louisville Loop - Northwestern Parkway (SLO) - on road section	455,600	91,100		364,500	F	
30 Louisville Loop - JMF Dodge Gap section (SLO)	101,100	20,100		81,000	F	
31 Louisville Loop - JMF Medora Road (SLO)	121,400	24,200		97,200	F	
32 Louisville Loop - Watson Lane to Medora Road (SLO)	100,000	20,000		80,000	F	
33 Louisville Loop - Leisure Lane to McNeely Lake Park (SLO)	177,200		35,400 N	141,800	F	
34 Louisville Loop - Old Shelbyville Road to North English Station Road (CMAQ)	125,000	25,000		100,000	F	
35 Louisville Loop - MET Beckley Woods Road to Eastwood Cutoff (SLO)	506,200	101,200		405,000	F	
36 Louisville Loop - Eastern Parkway (SLO)	450,000	90,000		360,000	F	
37 Huston Quin Park Improvements	510,000			510,000	CDBG	
Subtotal: Parks & Recreation	\$ 7,422,600	\$ 647,600	\$ 2,517,500	\$ 4,257,500		
Louisville Free Public Library						
38 South Central Regional Library	14,500,000		12,000,000 B	2,500,000	AR	
39 WAN & Wi-Fi Network Hardware Replacement	566,400		210,900 N	355,500	F	
40 General Repairs	300,000		300,000 N			
41 Main Branch Parking	22,500			22,500	AR	
42 Library Facility and Equipment Projects	2,000,000			2,000,000	AR	
Subtotal: Louisville Free Public Library	\$ 17,388,900	\$ -	\$ 12,510,900	\$ 4,878,000		
Louisville Zoo						
43 Zoo General Repairs	800,000		500,000 N	300,000	AR	
Subtotal: Louisville Zoo	\$ 800,000	\$ -	\$ 500,000	\$ 300,000		
CHIEF OF LOUISVILLE FORWARD						
Economic Development						
44 Paristown Pointe	400,000		400,000 N			
45 Slugger Field Capital Improvements	125,000		50,000 N	75,000	AR	
46 Center City Development	104,750,000		104,750,000 B			
Subtotal: Economic Development	\$ 105,275,000	\$ -	\$ 105,200,000	\$ 75,000		
Develop Louisville						
47 HOME Funds & Match	2,874,400	503,500		2,370,900	F	
48 Develop Louisville Fund	450,000		450,000 N			
49 Choice Neighborhood Planning Grant	350,000		350,000 N			
50 Tree Planting with GPS Tracking	275,000		275,000 N			
51 Comprehensive Plan	50,000		50,000 N			
52 Public Art Pilot Project	200,000	100,000		100,000	AR	
53 Shawnee Portland Homeownership Incentive Program	400,000			400,000	CDBG	
54 Ramp and Barrier Removal	175,000			175,000	CDBG	
55 Shawnee Neighborhood Revitalization Strategy Area	800,000			800,000	CDBG	
56 Home Repair - Emergency/Exterior/Code Alleviation and Rental Rehabilitation	2,845,900			2,845,900	CDBG	
57 Louisville Central Community Center (LCCC)	500,000			500,000	CDBG	
58 Oak Street Streetscape	300,000			300,000	CDBG	
Subtotal: Develop Louisville	\$ 9,220,300	\$ 603,500	\$ 1,125,000	\$ 7,491,800		

2015-2016 LOUISVILLE METRO GOVERNMENT RECOMMENDED BUDGET

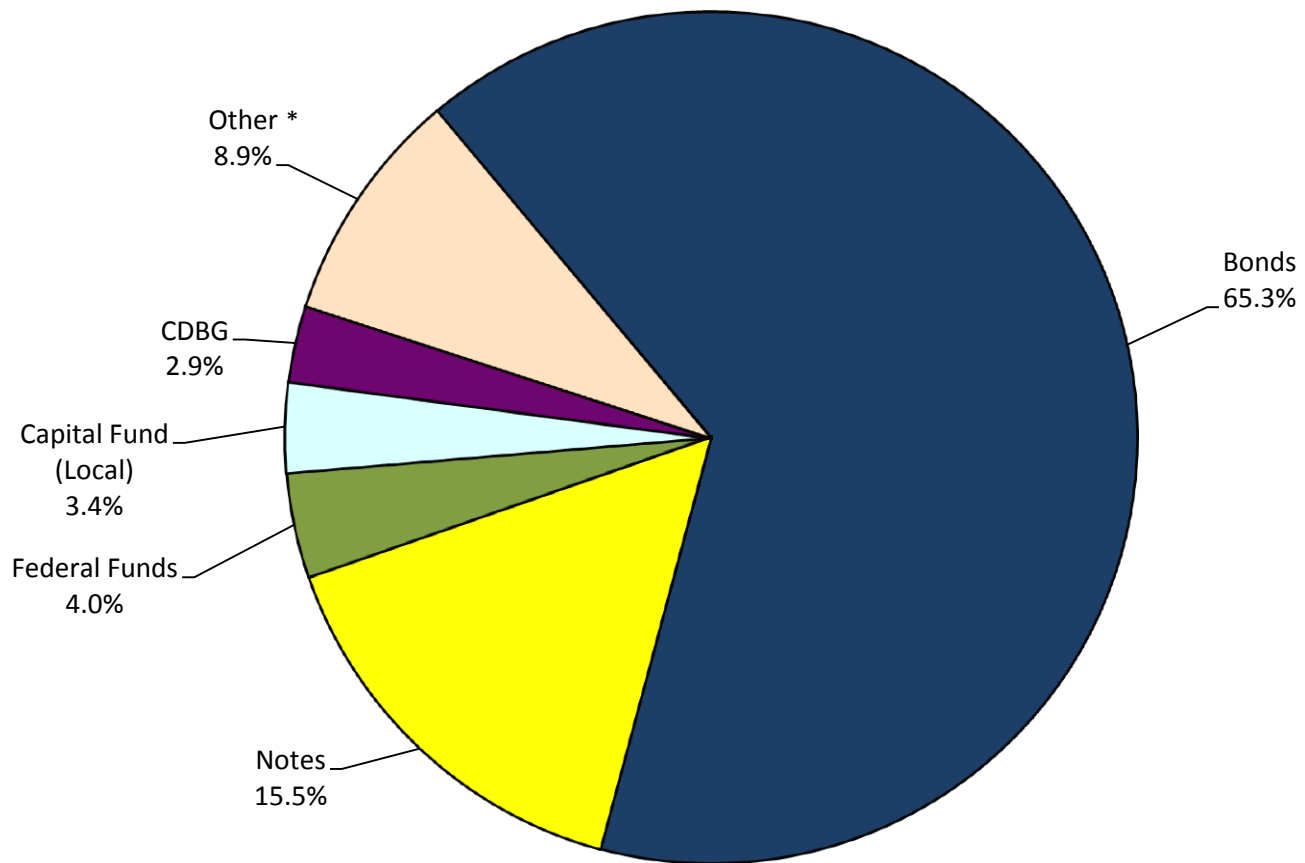
LOUISVILLE METRO CAPITAL PROJECTS FISCAL YEAR 2015-2016

Project Title		Recommended	Capital		Other		
		Expenditure	Fund	Debt			
		2015-2016					
CHIEF FINANCIAL OFFICER							
Office of Management & Budget							
59	Facilities Deferred Maintenance	1,600,000		1,600,000	N		
60	Judicial Center/MetroSafe Cooling Towers	350,000		133,000	N	217,000	PAB
61	Signage Shop Renovation	250,000		250,000	N		
62	Louisville Memorial Auditorium Roof Replacement	208,000				208,000	PAB
63	Louisville Gardens Roof	400,000		400,000	N		
64	Jefferson Square Plan	60,000	60,000				
65	City Hall Upgrade	2,100,000	1,200,000	900,000	N		
66	Kentucky Center for the Arts Chillers	2,508,000		2,508,000	B		
67	Vehicles/Equipment for Police	3,500,000		3,500,000	N		
68	Vehicles/Equipment for EMS/Fire	2,500,000		2,500,000	N		
69	Vehicles/Equipment for General Services	4,000,000		4,000,000	N		
Subtotal: Office of Management & Budget		\$ 17,476,000	\$ 1,260,000	15,791,000		\$ 425,000	
CHIEF OF IMPROVEMENT & TECHNOLOGY							
Department of Information Technology							
70	Enhanced Network Security	900,000		900,000	N		
71	Voice Over Internet Protocol - VOIP	950,000		950,000	N		
Subtotal: Department of Information Technology		\$ 1,850,000	\$ -	\$ 1,850,000		\$ -	
RELATED AGENCIES							
TARC							
72	Battery Electric Bus Procurement	400,000				400,000	PAB
Subtotal: TARC		\$ 400,000	\$ -	\$ -		\$ 400,000	
Kentucky Science Center							
73	Early Childhood Gallery	125,000	125,000				
74	General Maintenance	50,000	50,000				
Subtotal: Kentucky Science Center		\$ 175,000	\$ 175,000	\$ -		\$ -	
Waterfront Development Corporation							
75	Dry Dock Belle of Louisville	400,000		400,000	N		
Subtotal: Waterfront Development Corporation		\$ 400,000	\$ -	400,000		\$ -	
GRAND TOTALS		193,965,700	6,286,100	156,750,000		30,929,600	

Legend of Debt and Other Fund Source Abbreviations	Subtotals
AF = Animal Services Building Fund	1,000,000
AR = Agency Receipts	6,672,500
B = Bond	126,750,000
CDBG = Community Development Block Grant	5,530,900
CRA = County Road Aid	720,000
F = Federal	7,730,200
Forf = Forfeiture Funds	1,868,000
MAP = Municipal Aid Program	2,889,000
N = Note	30,000,000
PAB = Previously Authorized Bond	1,975,000
S = State	2,544,000
Debt and Other Subtotal	187,679,600
Capital Fund	6,286,100
GRAND TOTAL	193,965,700

**LOUISVILLE METRO
CAPITAL BUDGET
FISCAL YEAR 2015-2016**

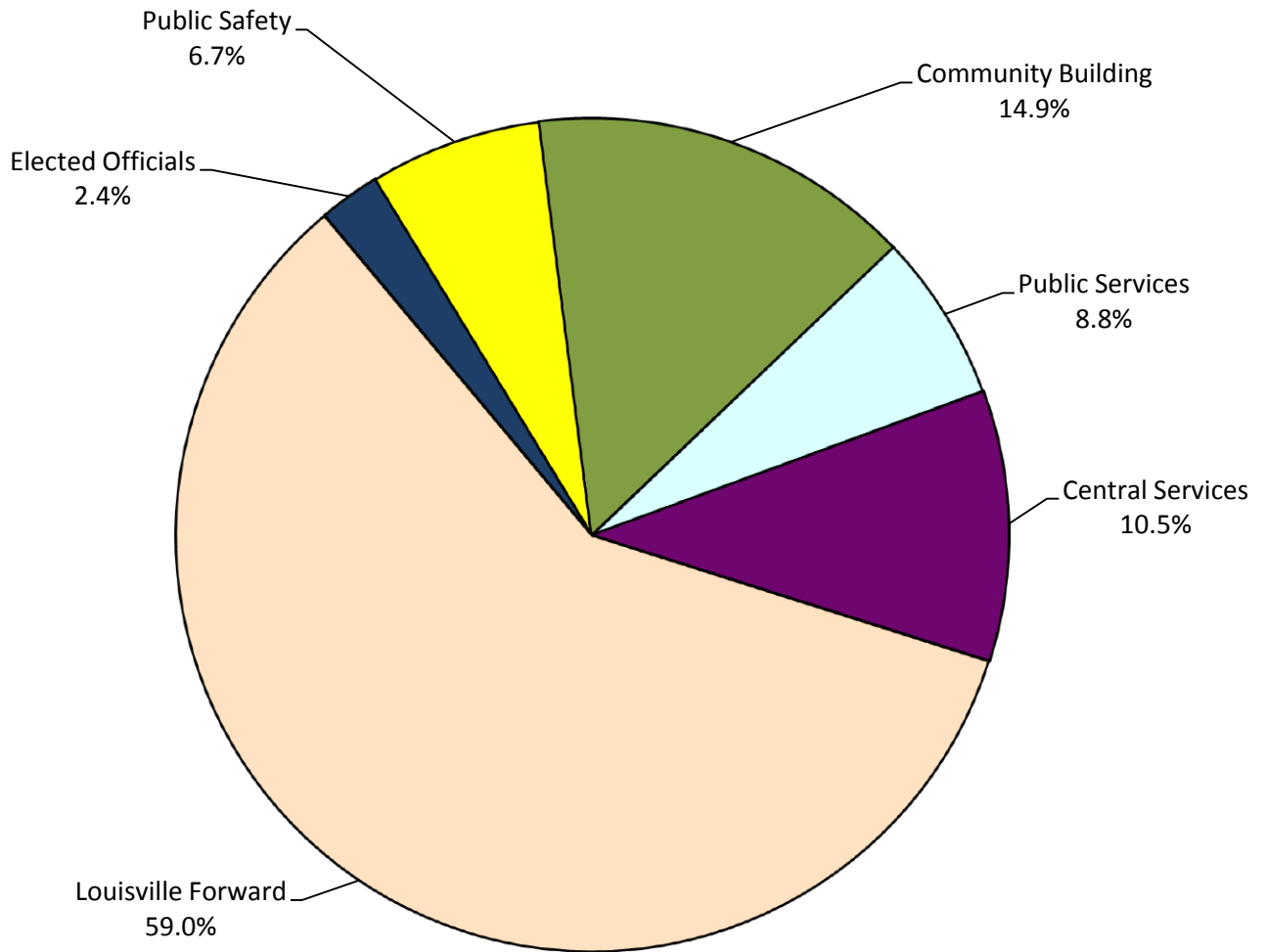
Funding Sources



* Other Sources include State Funds, Municipal Aid Program, County Road Aid, Agency Receipts, Donations, Forfeiture Funds, Animal Services Building Fund, and previously authorized bonds.

**LOUISVILLE METRO
CAPITAL APPROPRIATIONS
FISCAL YEAR 2015-2016**

Appropriations by Function



Project # 1 Council Infrastructure Fund**Agency: Louisville Metro Council**

This project provides funding in the amount of \$100,000 to each of the 26 Council Districts, for a total of \$2,600,000. The Municipal Aid funds will be matched with an additional \$1,300,000 from Metro Street Improvements to fund neighborhood paving projects.

Total Amount	2,600,000
Capital Fund	1,300,000
MAP	1,300,000

Goal(s) Invest in our People and Neighborhoods

Project # 2 Council Designated Projects**Agency: Louisville Metro Council**

This project provides funding for Council to designate general projects as part of the FY16 Capital Budget.

Total Amount	2,000,000
Capital Fund	2,000,000

Goal(s) Invest in our People and Neighborhoods

Project # 3**Body, Mobile and Site Cameras and other Law Enforcement Programs****Agency: Louisville Metro Police Department**

This project provides funding for the purchase of on-officer cameras and updates of in-vehicle cameras. In addition, the number of sites where mounted cameras monitor activity will be increased. The project will also provide funding related camera programs as deemed necessary. The expanded camera program will enhance the safety of citizens, officers and provide more information for documenting cases.

Total Amount	1,862,000
Note	907,400
Forfeiture	954,600

Goal(s) Deliver Excellent
City Services

**Project # 4****State Forfeiture Funds Projects****Agency: Louisville Metro Police Department**

State forfeiture funds will be used to fund a number of law enforcement programs and projects, including, but not limited to law enforcement equipment, upgrades at LMPD facilities, and data network improvements. Planned projects include server room renovation, bullet-resistant enclosure for 3rd Division front desk, sprinkler system for kennels with back up generator, replacement of ceiling at the 6th Division, renovation of 3rd Division detective area, safety and data related equipment purchases and other law enforcement programs.

Total Amount	913,400
Forfeiture	913,400

Goal(s) Deliver Excellent City Services

Project # 5 Mobile Data Terminals - JAG**Agency: Louisville Metro Police Department**

The Justice Assistance Grant (JAG) will provide funding to replace mobile data terminals used by on duty officers to link to various networks for information required to carry out job related duties. This equipment improves the accuracy and speed of access to information assuring proper action is taken by the officer.

Total Amount	546,600
Federal	546,600

Goal(s) Deliver Excellent City Services

Project # 6 Boat Ramp - Ohio River Below Falls**Agency: Louisville Fire**

This project will install a boat ramp with a gated entry on the Ohio River below the Falls of the Ohio, LG&E Power plant and McAlpine Locks on the Kentucky side leading to improved rescue response time.

Total Amount	85,000
Note	85,000

Goal(s) Deliver Excellent City Services

Project # 7 Multi-Voice Radio System (MVRS) Upgrade**Agency: Emergency Services**

The current emergency system will no longer be supported by the vendor and this project is recommended for procurement of the upgrade of MVRS equipment and software. The system will provide for a responsible evergreen solution.

Total Amount 7,755,600

 Note 7,755,600

Goal(s) Deliver Excellent City Services

Project # 8 Sirens Upgrades and Additions**Agency: Emergency Services**

This project will provide funding to replace sirens which lack a battery back-up system as well as add sirens in new locations. Proposed locations include new sirens at U.S. 42 & I-265, I-265 between Taylorsville Road & I-64 and upgrading Siren #36 at Southern High School, Siren #72 at South Dixie VFD and Siren #30 Boys & Girls Club on Indian Trail. Continued improvement of the emergency notification system is critical to the safety of the public.

Total Amount 108,000

 Note 72,000

 State 36,000

Goal(s) Deliver Excellent City Services

Project # 9**Main Jail Complex Camera/DVR Upgrade Phase 4****Agency: Department of Corrections**

This project funds an ongoing upgrade of security camera system which began in FY12. This includes an upgrade of the security cameras to improve resolution of images and increase the video storage capabilities deemed necessary to maintain the files for a required period. This phase will upgrade the equipment on the second floor of the Main Jail Complex.

Total Amount **140,000**

Note 140,000

Goal(s) Deliver Excellent City Services

Project # 10**LMDC Body Cameras****Agency: Department of Corrections**

The Louisville Metro Department of Corrections (LMDC) has adopted the use of wearable video cameras for the purpose of documenting official actions taken by officers of the department. This project will fund the purchase of approximately 50 cameras and provide storage capabilities in accordance with retention requirements, enhances staff safety and creates a film of security-related events occurring during the officer's shift or during critical incidents.

Total Amount **142,000**

Note 142,000

Goal(s) Deliver Excellent City Services

Project # 11 Main Jail Complex Roof Replacement**Agency: Department of Corrections**

This project will fund the removal and replacement of the existing roof at the Main Jail Complex.

Total Amount	350,000
---------------------	----------------

Prior Bond	350,000
------------	---------

Goal(s) Deliver Excellent City Services**Project # 12 Port Security Grant Match****Agency: Criminal Justice Commission**

The Federal Port Security Grant Funds are used to match local funding for the purchase of equipment, software, training and services to enhance of the safety and security of the Port of Louisville. Included, but not limited to, is funding for a camera project located at Cox Park, Ahura First Defender RMX for detection of homemade explosives, consultants to develop a terrorism response plan, and training to improve maritime security risk management.

Total Amount	1,046,300
---------------------	------------------

Note	261,600
------	---------

Federal	784,700
---------	---------

Goal(s) Deliver Excellent City Services

Project # 13**Bridge/Cross Drain Repairs & Replacements****Agency: Public Works & Assets**

This project funds high priority bridge repairs located throughout the Louisville Metro area, including, but not limited to, Broad Run Road, Chenoweth Run Road, Wolf Pen Branch Road, Farmers Lane and Southern Watterson Trail.

Total Amount	1,539,000
MAP	1,089,000
County Road	450,000



Goal(s) Deliver Excellent City Services

Before & After - Seatonville Bridge

Project # 14**Metro Street Improvements****Agency: Public Works & Assets**

This project provides funding for milling, paving and concrete pavement repairs on Metro owned roads. Included as part of these improvements will be the maintenance of curb ramps in accordance with Metro's ADA transition plan and associated items as necessary to properly complete the road work. This will help to address a portion of the approximately 600 miles of sub-standard metro roadways. This project will also fund the completion of the Urton Lane Continuation Project, continued funding of the Urban Bike Lanes and other projects as identified.

Total Amount	8,500,000
Bond	5,992,000
State	2,508,000

Goal(s) Deliver Excellent City Services

Project # 15 Metro Sidewalk Repair Program**Agency: Public Works & Assets**

This project is for repair of sidewalks rated 4 or 5 (5-point scale with 5 as lowest rating) that have been reported through the MetroCall system. This includes, but is not limited, to the sidewalks that have been reported as impassable, which will improve mobility, accessibility, and safe pedestrian travel.

Total Amount 1,500,000

Bond 1,500,000

Goal(s) Deliver Excellent City Services

Project # 16 Metro Roads Safety Improvements**Agency: Public Works & Assets**

Many of our Metro Roadways are very narrow and have sight distance issues along them. Many of these heavily traveled roads need these hazards immediately removed, which also includes refreshing or replacing existing infrastructure, building shoulders back to an acceptable slope, and removing hazards within the clear zone to allow for better sight distance and safer passage. This project is also utilized for some emergency restorations due to flooding washing out roadways, slides along hillsides, etc. The project will insure continued improvement to pedestrian and motor vehicle safety.

Total Amount 170,000

County Road 170,000

Goal(s) Deliver Excellent City Services

Project # 17**Signs and Markings****Agency: Public Works & Assets**

This project is for the purchase of materials and services for fabricating required traffic control signs, including but not limited to, stop signs, street name signs and regulator signs. It also represents funding for the installation of pavement markings, including but not limited to, roadway centerlines, roadway edge lines, stop bars, turning arrows, etc. Public Works & Assets (PWA) is required by Kentucky Law to install and maintain traffic control signage and pavement markings on all roadways maintained by PWA to ensure the continued improvement to pedestrian and motor and vehicle safety.

Total Amount	500,000
MAP	500,000

Goal(s) Deliver Excellent City Services

Project # 18**Guardrail Replacement****Agency: Public Works & Assets**

This project will replace substantial sections of old and damaged guardrail along Metro roads and remove any immediate hazard by refurbishing or replacing existing sub-standard infrastructure. Replacing aged and weakened railing eliminates safety hazards for the motoring public and continues to improve Metro's motor vehicle safety.

Total Amount	100,000
County Road	100,000

Goal(s) Deliver Excellent City Services

Project # 19 22nd Street Facility**Agency: Codes & Regulations**

This project will construct a building including site pavement and fencing improvements for the secure storage of vehicles and equipment. Improvements in the security of Metro assets will provide for more efficient operations.

Total Amount 300,000

Capital Fund 300,000

Goal(s) Invest in our People and Neighborhoods

Project # 20 Renovate & Expand Newburg Animal Shelter**Agency: Metro Animal Services**

This project is for the design and construction of additional animal services floor space at the Newburg Shelter site. The current facility located at Manslick is situated in a flood prone area. Locating the primary Animal Shelter to Newburg will allow for effective operations by updating and expanding the existing structure. The new structure will allow the agency to continue to gain on the live release rate and maintain a safe environment for the animals in the care of Louisville Metro.

Total Amount 3,400,000

Prior Bond 800,000

MAS Building Fund 1,000,000

Donations 1,600,000

Goal(s) Deliver Excellent City Services

Project # 21 General Repair**Agency: Parks & Recreation**

This project will fund repairs and renovations in addition to handling unexpected damages during the year, with emphasis on repairs necessary to ensure public safety and keep facilities open. This project will ensure continued enjoyment and safety of facilities for the public.

Total Amount	800,000
Note	800,000

Goal(s) Invest in our People and Neighborhoods

Project # 22 Deferred Maintenance**Agency: Parks & Recreation**

This project will fund deferred maintenance for the repair or replacement of HVAC systems, roofs, tennis courts, basketball courts, windows and playgrounds. This project will ensure continued enjoyment and safety of facilities for the public.

Total Amount	800,000
Note	800,000



Prior Year Project: Splash Park at Iroquois Park

Goal(s) Invest in our People and Neighborhoods

Project # 23 Community Center Improvements**Agency: Parks & Recreation**

The project will fund community center renovations to address fire and safety code concerns, install wireless internet connections, and refurbish facilities primarily at the Douglass, Newburg and Beechmont locations.

Total Amount 250,000

Note 250,000

Goal(s) Invest in our People and Neighborhoods

Project # 24 Mary T. Meagher Aquatic Center Pool Filters**Agency: Parks & Recreation**

This project will fund the replacement of the pool filter at the Mary T. Meagher Aquatic Center. This year-round facility offers numerous activities, training and programs. The replacement of the system is critical to the continued enjoyment of this facility by the public.

Total Amount 300,000

Note 300,000

Goal(s) Invest in our People and Neighborhoods

Project # 25**Jefferson Memorial Forest Land Acquisition****Agency: Parks & Recreation**

This funding will provide for the due diligence work in the land acquisition which has an approved \$1M USDA Forest Service grant match. The additional \$350,000 required to complete the purchase will be recommended for the FY17 Budget, prior to expiration of the grant funding. This acquisition will provide for purchase of land adjoining the existing property for future growth of the forest.

Total Amount	50,000
Capital Fund	50,000

Goal(s) Invest in our People and Neighborhoods

Project # 26**Louisville Loop - Beargrass Creek Connection****Agency: Parks & Recreation**

This project funds a portion of the Louisville Loop project, which includes matching funds from the US Army Corp of Engineers for the design and construction of the Beargrass Creek Connection section. The Louisville Loop completion will provide the public with new recreation opportunities connecting all areas of Metro including surrounding areas.

Total Amount	150,000
Agency Receipts	10,000
Donations	65,000
Federal	75,000

Goal(s) Invest in our People and Neighborhoods

Project # 27**Louisville Loop - Riverbank Stabilization at Portland Wharf Park and Shawnee Park****Agency: Parks & Recreation**

This project provides approximately \$1.3M for the design and construction of the riverbank stabilization at the Portland Wharf Park and Shawnee Park. The total cost of the riverbank stabilization is estimated to be \$2,582,000. The Corp of Engineers will share in the cost of the project. The riverbank stabilization work is part of the Louisville Loop project, a multi-use path planned to cover 100 miles around Metro Louisville.

Total Amount	1,626,100
Note	332,100
Federal	1,248,000
Capital Fund	46,000

Goal(s) Invest in our People and Neighborhoods

Project # 28**Louisville Loop - Ohio River Levee Trail (SLO) - Campground Road****Agency: Parks & Recreation**

This project funds a portion of the Louisville Loop, a multi-use path with a planned total distance of approximately 100 miles. The section identified as Ohio River Levee Trail (SLO) - Campground Road, will be designed with funds provided in this budget. Additional funding recommendation will be made in future budget cycles to cover ROW, utility and construction costs with ongoing local and federal matches. The Louisville Loop completion will provide the public with new recreation opportunities connecting all areas of Metro including surrounding areas.

Total Amount	900,000
Capital Fund	180,000
Federal	720,000

Goal(s) Invest in our People and Neighborhoods

Project # 29**Louisville Loop - Northwestern Parkway (SLO) - on road section****Agency: Parks & Recreation**

This project funds a portion of the Louisville Loop, a multi-use path with a planned total distance of approximately 100 miles. The section identified as Northwestern Parkway (SLO) - on road section, will be designed with funds provided in this budget. Additional funding recommendation will be made in future budget cycles to cover ROW, utility and construction costs with ongoing local and federal matches. The Louisville Loop completion will provide the public with new recreation opportunities connecting all areas of Metro including surrounding areas.

Total Amount	455,600
Capital Fund	91,100
Federal	364,500

Goal(s) Invest in our People and Neighborhoods

Project # 30**Louisville Loop - JMF Dodge Gap section (SLO)****Agency: Parks & Recreation**

This project funds a portion of the Louisville Loop, a multi-use path with a planned total distance of approximately 100 miles. The section identified as Jefferson Memorial Forest Dodge Gap section (SLO), requires additional funding to complete the design phase of this project. Additional funding recommendation will be made in future budget cycles to complete construction with ongoing local and federal matches. The Louisville Loop completion will provide the public with new recreation opportunities connecting all areas of Metro including surrounding areas.

Total Amount	101,100
Capital Fund	20,100
Federal	81,000

Goal(s) Invest in our People and Neighborhoods

Project # 31**Louisville Loop - JMF Medora Road (SLO)****Agency: Parks & Recreation**

This project funds a portion of the Louisville Loop, a multi-use path with a planned total distance of approximately 100 miles. The section identified as Jefferson Memorial Forest Medora Road (SLO), requires additional funding to complete the design phase of this project. Additional funding recommendation will be made in future budget cycles to complete construction with ongoing local and federal matches. The Louisville Loop completion will provide the public with new recreation opportunities connecting all areas of Metro including surrounding areas.

Total Amount	121,400
Capital Fund	24,200
Federal	97,200

Goal(s) Invest in our People and Neighborhoods

Project # 32**Louisville Loop - Watson Lane to Medora Road (SLO)****Agency: Parks & Recreation**

This project funds a portion of the Louisville Loop, a multi-use path with a planned total distance of approximately 100 miles. The section identified as Watson Lane to Medora Road (SLO), will be designed with funds provided in this budget. Additional funding recommendation will be made in future budget cycles to cover additional design, ROW, utility and construction costs with ongoing local and federal matches. The Louisville Loop completion will provide the public with new recreation opportunities connecting all areas of Metro including surrounding areas.

Total Amount	100,000
Capital Fund	20,000
Federal	80,000

Goal(s) Invest in our People and Neighborhoods

Project # 33**Louisville Loop - Leisure Lane to McNeely Lake Park (SLO)****Agency: Parks & Recreation**

This project funds a portion of the Louisville Loop, a multi-use path with a planned total distance of approximately 100 miles. The section identified as Leisure lane to McNeely Lake Park (SLO), will be designed with funds provided in this budget. Additional funding recommendation will be made in future budget cycles to cover ROW, utility and construction costs with ongoing local and federal matches. The Louisville Loop completion will provide the public with new recreation opportunities connecting all areas of Metro including surrounding areas.

Total Amount	177,200
Note	35,400
Federal	141,800

Goal(s) Invest in our People and Neighborhoods

Project # 34**Louisville Loop - Old Shelbyville Road to North English Station Road (CMAQ)****Agency: Parks & Recreation**

This project funds a portion of the Louisville Loop, a multi-use path with a planned total distance of approximately 100 miles. The section identified as Old Shelbyville Road to North English Station Road (CMAQ) - Congestion Mitigation Air Quality, will be constructed following the completion of the design phase previously budgeted. Funding match will be provided by CMAQ. The Louisville Loop completion will provide the public with new recreation opportunities connecting all areas of Metro including surrounding areas.

Total Amount	125,000
Capital Fund	25,000
Federal	100,000

Goal(s) Invest in our People and Neighborhoods

Project # 35**Louisville Loop - MET Beckley Woods Road to Eastwood Cutoff (SLO)****Agency: Parks & Recreation**

This project funds a portion of the Louisville Loop, a multi-use path with a planned total distance of approximately 100 miles. The section identified as MET Beckley Woods Road to Eastwood Cutoff (SLO), will be designed with funds provided in this budget. Additional funding recommendation will be made in future budget cycles to cover ROW, utility and construction costs with ongoing local and federal matches. The Louisville Loop completion will provide the public with new recreation opportunities connecting all areas of Metro including surrounding areas.

Total Amount	506,200
Capital Fund	101,200
Federal	405,000

Goal(s) Invest in our People and Neighborhoods

Project # 36**Louisville Loop - Eastern Parkway (SLO)****Agency: Parks & Recreation**

This project funds a portion of the Louisville Loop, a multi-use path with a planned total distance of approximately 100 miles. The section identified as Eastern Parkway (SLO), will be designed with funds provided in this budget. Additional funding recommendation will be made in future budget cycles to cover additional design, ROW, utility and construction costs with ongoing local and federal matches. The Louisville Loop completion will provide the public with new recreation opportunities connecting all areas of Metro including surrounding areas.

* Note: Please see Louisville Loops Map on the next page.

Total Amount	450,000
Capital Fund	90,000
Federal	360,000

Goal(s) Invest in our People and Neighborhoods

LOUISVILLE LOOP

City of Parks



- EXISTING • 38.8 MILES (includes Beargrass and Butchertown Greenways)
- PLANNING COMPLETED • 44 MILES
- PLANNING UNDERWAY • 10 MILES
- CONSTRUCTION START 12/14-12/15 • 10.8 MILES
- DESIGN COMPLETE 12/15 • 24.5 MILES
- CONSTRUCTION COMPLETE 12/15 • 12 MILES
- ALTERNATIVE ROUTES



Project # 37 Huston Quin Park Improvements**Agency: Parks & Recreation**

This project provides funding for improvements to Huston Quin Park located on South First Street. Improvements to neighborhood parks provide for continued access to the public for quiet enjoyment and recreational activities.

Total Amount	510,000
CDBG	510,000

Goal(s) Invest in our People and Neighborhoods

Project # 38 South Central Regional Library**Agency: Louisville Free Public Library**

This project funds the second of three planned regional libraries and will be located at 7400 Jefferson Blvd. The project is funded with bonds where a portion of the debt service will be funded through the state. Donations will provide the necessary funding for equipment and needed expansion to the branch collection. There is anticipated increased operational costs in FY17. The Southwest Regional Library (first of three) completed construction and was opened in FY15. The regional branches offer the public local access to expanded collections, current technology and public meeting areas.

Total Amount	14,500,000
Bond	12,000,000
Donations	2,500,000

*Note: Please see rendering of the new South Central Regional Library on the previous page.

Goal(s) Invest in our People and Neighborhoods

Project # 39**WAN & Wi-Fi Network Hardware Replacement****Agency: Louisville Free Public Library**

This project capitalizes on newly allocated federal funding to upgrade the WAN and Wi-Fi networks at the Library. Aging network and Wi-Fi hardware will be replaced at the Main Library and all branches excluding Southwest Regional. The new system will be centrally managed and will enable reporting on network utilization. The new hardware will also support the latest wireless network standards.

Total Amount	566,400
Note	210,900
Federal	355,500

Goal(s) Deliver Excellent City Services

Project # 40**General Repairs****Agency: Louisville Free Public Library**

This project funds emergency repairs for the Library's 18 branches. The project will address ongoing major repairs in the building systems and related structural maintenance and related projects.

Total Amount	300,000
Note	300,000

Goal(s) Invest in our People and Neighborhoods



This Page Left Intentionally Blank



This Page Left Intentionally Blank

Project # 41 Main Branch Parking**Agency: Louisville Free Public Library**

The agency generates agency receipts from parking fees which are dedicated to fund ongoing repairs and maintenance to the Main Branch parking facilities.

Total Amount	22,500
Agency Receipts	22,500

Goal(s) Invest in our People and Neighborhoods

Project # 42 Library Facility and Equipment Projects**Agency: Louisville Free Public Library**

This ongoing project funds capital purchases and projects for various branches as may be specified by the donor(s). The Library Foundation accepts donations for benefit of the Library and if not specified, may also provide funding in support of capital needs the Library administration identifies as necessary for the enhancement of goals and purpose of the Library.

Total Amount	2,000,000
Donations	2,000,000

Goal(s) Invest in our People and Neighborhoods

Project # 43**Zoo General Repairs****Agency: Louisville Zoo**

This project will provide for Zoo maintenance and general repairs, such as HVAC replacement, aquatic floor and structural repairs at the Herpaquarium, door replacement to meet USDA accreditation requirements, roof replacements at the Island Pavilion, Giraffe House and Gift Shop, repaving of entrance, parking and roadways and other projects as funding allows.

Total Amount	800,000
Note	500,000
Agency Receipts	300,000

Goal(s) Invest in our People and Neighborhoods

Project # 44**Paristown Pointe****Agency: Economic Development**

This project funds the first year of a four-year commitment for the completion of streetscapes and sidewalk improvements along Vine Street between Breckinridge Street and Brent Street, Swan Street between Breckinridge Street and Vine Street, and Brent Street between Stoneware Alley and Vine Street.

Total Amount	400,000
Note	400,000

Goal(s) Create Plans for a Vibrant Future



Sample streetscape under construction

Project # 45 Slugger Field Capital Improvements**Agency: Economic Development**

This project will provide funds to support facility repairs and upgrades. Agency receipts generated from parking revenues annually are dedicated for this purpose per Metro's lease agreement.

Total Amount	125,000
Note	50,000
Agency Receipts	75,000

Goal(s) Invest in our People and Neighborhoods

Project # 46 Center City Development**Agency: Economic Development**

This project funds the development of Center City by a hotel developer in the central business district. It will include a full service hotel, apartments, adjoining parking and street level retail. Construction is anticipated to begin in the fall of 2015 with completion anticipated in early 2018.

Total Amount	104,750,000
Bond	104,750,000

Goal(s) Invest in our People and Neighborhoods

Project # 47**HOME Funds & Match****Agency: Develop Louisville**

HOME Investment Partnership Program is an entitlement HUD grant program for the creation of affordable housing. Activities that may be conducted include rehabilitation of owner-occupied properties, rental housing rehabilitation and new construction of owner-occupied or rental housing. The HOME program requires the expenditure of funds to be used only for housing. The goals of the program are to provide safe and decent housing to improve neighborhoods and provide a greater choice in the type and location of housing for low/moderate income citizens of the community.

Total Amount	2,874,400
Capital Fund	503,500
Federal	2,370,900

Goal(s) Invest in our People and Neighborhoods

Project # 48**Develop Louisville Fund****Agency: Develop Louisville**

This project will provide funds to acquire land as needed for the encouragement and support of private redevelopment efforts and fund streetscapes in support of ongoing development.

Total Amount	450,000
Note	450,000

Goal(s) Create Plans for a Vibrant Future

Project # 49**Choice Neighborhood Planning Grant****Agency: Develop Louisville**

This funds an ongoing project for the purpose of increasing mixed-use and mixed-income housing in the Russell neighborhood. Additional funding of \$150,000 will be recommended in FY17 Budget.

Total Amount	350,000
Note	350,000

Goal(s) Invest in our People and Neighborhoods

Project # 50**Tree Planting with GPS Tracking****Agency: Develop Louisville**

This project supports funding an ongoing effort to increase the city tree canopy. These funds will be used for planting, maintenance and removal of diseased or dead trees. GPS tracking will be initiated which provides for a system of tracking the inventory of trees, their health and maintenance.

Total Amount	275,000
Note	275,000

Goal(s) Create Plans for a Vibrant Future

Project # 51 Comprehensive Plan**Agency: Develop Louisville**

This project is budgeted for the first phase of a three-year plan development that will be used as a basis for the high-level aspirational recommendations emanating from Vision Louisville and develop those recommendations into operations, recommendations related to land use, physical form, transportation, utilities and community facilities. Additional funds will be recommended for future budgets to complete this required planning document.

Total Amount 50,000

Note 50,000

Goal(s) Create Plans for a Vibrant Future

Project # 52 Public Art Pilot Project**Agency: Develop Louisville**

This project funds the second of a three-year commitment to match a one to one basis. The project is to provide public art reinforcing the city's commitment to be a leader in support of the arts.

Total Amount 200,000

Capital Fund 100,000

Donations 100,000

Goal(s) Create Plans for a Vibrant Future

Project # 53

Shawnee Portland Homeownership Incentive Program

Agency: Develop Louisville

This project expands homeownership opportunities with Shawnee and Portland Neighborhood Revitalization Strategy Area (NRSA) boundaries by offering rehabilitation incentives for individual homebuyers in partnership with financial institutions.

Total Amount **400,000**
CDBG 400,000

Goal(s) Invest in our People and
Neighborhoods



Project # 54

Ramp and Barrier Removal

Agency: Develop Louisville

The project provides funding for the removal of physical barriers that impede independent living for persons with disabilities.

Total Amount **175,000**
CDBG 175,000

Goal(s) Invest in our People and Neighborhoods

Project # 55**Shawnee Neighborhood Revitalization Strategy Area****Agency: Develop Louisville**

This project includes continuation of the HUD-approved Shawnee Neighborhood Revitalization Strategy Area (NRSA) plan to include homeowner rehabilitation with approved Shawnee NRSA boundaries.

Total Amount	800,000
CDBG	800,000

Goal(s) Invest in our People and Neighborhoods

Project # 56**Home Repair - Emergency/Exterior/Code Alleviation and Rental Rehabilitation****Agency: Develop Louisville**

This project includes assistance to low- to moderate-income owner-occupants through homeowner rehabilitation programs both Metro-wide and in targeted areas. It also provides funding for rehabilitation of rental units to benefit low-to-moderate-income tenants, either for preservation of rental units or creation of new units through adaptive reuse of vacant buildings.

Total Amount	2,845,900
CDBG	2,845,900

Goal(s) Invest in our People and Neighborhoods

Project # 57

Louisville Central Community Center (LCCC)

Agency: Develop Louisville

This project will provide a forgivable loan to LCCC for renovation of an existing facility to create a youth performing arts studio.

Total Amount **500,000**
CDBG 500,000

Goal(s) Invest in our People and Neighborhoods

Project # 58

Oak Street Streetscape

Agency: Develop Louisville

Funding for this project provides streetscape improvements along Oak Street between Floyd and 7th Streets.

Total Amount **300,000**
CDBG 300,000

Goal(s) Invest in our People and
Neighborhoods



Project # 59 Facilities Deferred Maintenance**Agency: Office of Management & Budget**

This project will fund general repairs throughout the Facilities Management building portfolio of 2.6 million square feet. The project would include but is not limited to facility improvements, environmental remediation, security/access controls, flooring, elevator repairs, exterior repairs, interior repairs, roof repairs and paving.

Total Amount 1,600,000

 Note 1,600,000

Goal(s) Deliver Excellent City Services

Project # 60 Judicial Center/MetroSafe Cooling Towers**Agency: Office of Management & Budget**

This project funds the replacement of the Judicial Center and MetroSafe cooling towers. The replacement will increase HVAC efficiency and minimize the ongoing maintenance yielding operational savings.

Total Amount 350,000

 Note 133,000

 Prior Bond 217,000

Goal(s) Deliver Excellent City Services

Project # 61 Signage Shop Renovation**Agency: Office of Management & Budget**

This project will fund the renovation of an existing facility at 3528 Newburg for the relocation of PWA Signage Shop. The structure would be rehabilitated, mechanical, electrical, plumbing and pneumatic systems would be updated to allow for the installation of specialty equipment.

Total Amount	250,000
Note	250,000

Goal(s) Invest in our People and Neighborhoods

Project # 62 Louisville Memorial Auditorium Roof Replacement**Agency: Office of Management & Budget**

This project will complete the roof replacement at Louisville Memorial Auditorium. The flat roof sections facing Kentucky Street and Baseball Alley are no longer weather tight resulting in leakages that jeopardize the interiors of the historic structure.

Total Amount	208,000
Prior Bond	208,000

Goal(s) Invest in our People and Neighborhoods

Project # 63 Louisville Gardens Roof**Agency: Office of Management & Budget**

This project funds the replacement of the Louisville Gardens roof, ensuring the economic vitality of the facility and attract potential future use of the historic structure.

Total Amount	400,000
Note	400,000

Goal(s) Invest in our People and Neighborhoods**Project # 64 Jefferson Square Plan****Agency: Office of Management & Budget**

Funding for this project will be to devise a plan for enhancement of Jefferson Square and replacement of the focal point.

Total Amount	60,000
Capital Fund	60,000

Goal(s) Invest in our People and Neighborhoods

Project # 65 City Hall Upgrade**Agency: Office of Management & Budget**

This project will fund the cleaning and sealing of the exterior facades of City Hall and Annex, replacing all windows with thermal windows that meet the criteria of the historical preservation agencies and other improvements as deemed necessary.

Total Amount	2,100,000
Capital Fund	1,200,000
Note	900,000

Goal(s) Invest in our People and Neighborhoods

Project # 66 Kentucky Center for the Arts Chillers**Agency: Office of Management & Budget**

This project is for the replacement of the Kentucky Center for the Arts chillers.

Total Amount	2,508,000
Bond	2,508,000

Goal(s) Invest in our People and Neighborhoods

Project # 67 Vehicles/Equipment for Police**Agency: Office of Management & Budget**

This project provides funding for replacement vehicles and related equipment for the Louisville Metro Police Department.

Total Amount 3,500,000
Note 3,500,000

Goal(s) Deliver Excellent City Services

Project # 68 Vehicles/Equipment for EMS/Fire**Agency: Office of Management & Budget**

This project provides funding for replacement vehicles and related equipment for Emergency Services and Fire.

Total Amount 2,500,000
Note 2,500,000



Goal(s) Deliver Excellent City Services

Project # 69 Vehicles/Equipment for General Services**Agency: Office of Management & Budget**

This project provides funding for replacement vehicles and related equipment for the general fleet maintenance.

Total Amount	4,000,000
Note	4,000,000

Goal(s) Deliver Excellent City Services

Project # 70 Enhanced Network Security**Agency: Department of Information Technology**

This project will fund necessary upgrades for the critical safeguards to Louisville Metro extensive network, protecting data and offering enhanced protection to the network from intrusion. This includes but is not limited to software upgrades, hardware acquisition, and professional services.

Total Amount	900,000
Note	900,000

Goal(s) Deliver Excellent City Services

Project # 71**Voice Over Internet Protocol - VOIP****Agency: Department of Information Technology**

This is a continuation of a project initiated in FY13 to leverage data networks and the internet to deliver phone service and migrate from outdated telecommunication technology to provide communication solutions. Benefits include: conferencing; mobility, flexibility and speed in support and deployment; centralized fax; presence applications, lower carrier charges, high speed data network, analytics, and scalability.

Total Amount **950,000**
 Note 950,000

Goal(s) Deliver Excellent City Services

Project # 72**Battery Electric Bus Procurement****Agency: TARC**

Louisville Metro will provide additional funds to TARC to leverage the purchase of buses. TARC has been awarded a new grant from the Federal Transit Administration's (FTA) Research (5312) program to purchase five additional electric transit buses and supporting infrastructure. Additional funds may also come from the Mass Transit Trust Fund (MTTF) or will be raised through community partners. This is the second year Louisville Metro has partnered with TARC to acquire electric buses.

Total Amount **400,000**
 Prior Bond 400,000

Goal(s) Create Plans for a Vibrant Future



Project # 73 Early Childhood Gallery

Agency: Kentucky Science Center

The project will fund the development and installation of an upgraded and expanded permanent Early Childhood Gallery. This project will broaden the educational opportunities for our pre-school children.

Total Amount	125,000
Capital Fund	125,000

Goal(s) Invest in our People and Neighborhoods

Project # 74 General Maintenance

Agency: Kentucky Science Center

Recurring funding provides for the general maintenance of the facility to address issues that arise from normal wear and tear of public facilities.

Total Amount	50,000
Capital Fund	50,000

Goal(s) Invest in our People and Neighborhoods

Project # 75**Dry Dock Belle of Louisville****Agency: Waterfront Development Corporation**

The Belle of Louisville will be dry docked during the winter of 2015-2016. This project funds the inspection deemed necessary for operational safety of this city icon.

Total Amount 400,000

Note 400,000

Goal(s) Deliver Excellent City Services



This Page Left Intentionally Blank

APPENDIX
GLOSSARY OF BUDGET TERMS

ADA	<u>Americans with Disabilities Act</u>
ADEA	<u>Age Discrimination in Employment Act</u>
Agency Receipts	Funds earned through fees, state, grants donations, and interest earned.
Amending Procedures	Process by which departments may reallocate funds in a manner other than what was presented in the original budget.
APCD	<u>Air Pollution Control District</u>
Appropriations/Authorizations	Amounts allocated to departments for operating and capital projects by legislative action.
Assurance Services	An independent professional service with the goal of improving the information or the context of the information
ARRA	<u>American Recovery and Reinvestment Act</u>
BAB	Build America Bond, a bond authorization program wherein taxable debt is issued by the municipality/issuer and then reimbursed interest expense through the federal treasury. The intent of the program is to build a larger market for municipal bond issues (both tax-exempt and taxable bond purchasers).
Bond	Debt issued by Metro Government to fund capital projects with a life span matching the term of the bond.
Brightside	A Louisville Metro Government agency that functions as a public/private partnership through donations and volunteers.
CAD System	Computer-Aided Dispatch System to assist Metro 911 services.
CAFR	<u>Comprehensive Annual Financial Report</u> This is Metro's audited financial statement
Capital Budget	Budgets funding projects with a useful life of more than one year.
Capital Projects Fund	A fund that captures the acquisition or construction of general capital assets.
Carryforward	Operating funds budgeted, but not fully expended, brought forward into the next fiscal year; exclusive of Designated Fund Balance.
CBRNE	Chemical, biological, radiological, nuclear, and explosive weapons incidents.

**APPENDIX A
GLOSSARY OF BUDGET TERMS**

CDBG/Community Development Block Grant	Block grant funding received from the U.S. Department of Housing and Urban Development for community development.
CIF	Capital Infrastructure Fund.
COBRA	Consolidated Omnibus Budget Reconciliation Act which allows continuation of group health coverage in certain situations.
Council Approved Budget	Final budget approved by Metro Council. Includes amendments made by Metro Council to the Mayor's Recommended budget.
County Road Aid/CRA	State funds received for the maintenance, construction, and reconstruction of county and rural roads.
CycLOUvia	A growing “open streets” movement where cars are temporarily removed from the city’s streets and the community is invited in to play, move, and use their public spaces to the fullest extent possible.
Debt Service	Funds for the repayment of interest and principal on a debt.
Department	A unit within the government responsible for a group of similar activities and projects within a functional area.
Designated Fund Balance	Balance of non-General Fund funds received by a department for a specific purpose.
EM	Electrical maintenance.
Expenditures	Funds paid to vendors for goods or services or to Metro personnel for labor.
External Agency	Agency with which Metro Government has a contractual or grant agreement to provide funds for agency services to the public.
Filled Position	Personnel position for which an individual has been hired and is currently employed by Metro Government.
Fiscal Year	The fiscal year for Louisville Metro Government runs from July 1 of any given year through June 30 of the following year.
FLSA	<u>Fair Labor Standards Act</u>
FMLA	<u>Family Medical Leave Act</u>
FTA	Federal Trade Administration
Fund Balance	Difference between assets and liabilities.
Fund/Fund Accounting	A method of segregating revenues and expenditures by major budgetary units for tracking purposes within the financial system.

APPENDIX A
GLOSSARY OF BUDGET TERMS

GAAP	Generally Accepted Accounting Principles
General Fund	Funds earned directly by the Metro Government through revenue-raising methods; does not include grants, donations, and some fees for service.
Gentleman's Academy	Assists young men in developing self-expression, conflict resolution, and emotional intelligence.
GO Bond	General Obligation bond.
HOJ	Hall of Justice.
HIPPA	<u>Health Insurance Portability and Accountability Act</u>
HOME	Housing Opportunities Made Equal. Provides formula grants to states and localities that communities use, often in partnership with local nonprofit groups, to fund a wide range of activities that build, buy, and/or rehabilitate affordable housing for rent or homeownership or provide direct rental assistance to low-income people.
HOPE VI	Homeownership Opportunities for People Everywhere. A plan by the United States Department of Housing and Urban Development to revitalize the worst public housing projects in the United States into mixed-income developments.
HQS	Housing Quality Standards.
HVAC	Heating, ventilation, and air conditioning.
Intergovernmental	Relating to the conduct between two or more governments.
Internal Service Fund	Used for operations servicing other funds or departments within the government.
IPL	Inspections, Permits, and Licenses.
JAG	<u>Justice Assistance Grant</u>
Kentucky Revised Statutes (KRS)	<u>Codified legislation enacted by the Commonwealth of Kentucky.</u>
Key Performance Indicator (KPI)	A metric by which success is measured; refers to numerical information that quantifies outcomes of processes.
LEED	<u>Leadership in Energy and Environmental Design.</u>
LG&E	Louisville Gas & Electric

**APPENDIX A
GLOSSARY OF BUDGET TERMS**

LouieStat	Short for Louisville Statistics, this is a method of collecting and analyzing department and Metro-wide data to assist in continuous improvement. http://www.louiestat.louisvilleky.gov/
Louisville Metro Code of Ordinances (LMCO)	Codified legislation enacted by the Louisville Metro Council.
Low-Acuity	A patient that is stable, has no emergency symptoms, and does not require active treatment.
Mayor's Address	Message from the Mayor to Metro Council and the public that discusses the priorities of the Government for the upcoming Fiscal Year.
Mayor's Letter	Letter from the Mayor to Metro Council and the public giving a succinct summary of the proposed budget.
Mayor's Recommended Budget	Revenues and expenditures recommended by the Mayor to Metro Council for the upcoming budget.
MDT	Mobile Data Terminal.
MSA	Metropolitan Statistical Area. Includes areas in the following counties: Bullitt, Henry, Jefferson, Meade, Nelson, Oldham, Shelby, Spencer, and Trimble in Kentucky; and Clark, Floyd, Harrison, and Washington in Indiana.
MTTF	Mass Transit Trust Fund
Municipal Aid/MA	State funds received for the maintenance, construction, and reconstruction of city streets.
NDF	Neighborhood Development Funds.
One Bright City	Brightside/Council partnership initiative that will monitor litter as well as organize clean-ups and tree plantings in each district.
Operating Budget	Budgets funding the day-to-day operations of the government as well as items having a shorter life span.
Original Budget	The budget adopted by Metro Council, effective July 1; does not include any amendments made throughout the fiscal year.
OSHA	Occupational Safety & Health Administration. Created by the US Congress to assure safe and healthful working conditions for working men and women by setting and enforcing standards and by providing training, outreach, education and assistance.

APPENDIX A
GLOSSARY OF BUDGET TERMS

PARC	<u>Parking Authority of River City</u>
Payroll Cycle	The standard payroll cycle begins on Sunday and ends at midnight two Saturdays later for a typical 80-hour pay period.
Pension Benefit and Trust Funds	Account for the Firefighters' Pension Fund and the Policemen's Retirement Fund.
Personnel	Individuals employed directly by Louisville Metro Government. Does not include contractors or related agencies.
PR/B/M	Plan Review/Building/Mechanical. Inspects both residential and commercial properties.
Private Purpose Trust	A discount loan program.
Quality of Place	The variety and accessibility of natural, recreational, and lifestyle amenities.
QCCT	Quality Care Charity Trust. Fund established to provide hospital care services to economically disadvantaged patients at University Hospital.
Real Time Crime Center	A centralized technology center that provides instant information to help identify crime patterns and stop emerging ones.
Restorative Justice	An approach to justice that focuses on repairing the harm through focusing on the needs of the victim, offender, and community.
Revenue	Funds earned by Metro Government through taxes, fees, grants, donations, issuance of debt, interest earnings, etc.
Revised Budget	Budgets that have been amended through legislative authority throughout the fiscal year.
Rocket Docket	Prosecutors who work closely with District Court officials to cut through the red tape and bring a prompt and fair resolution for victims of felons.
ROW	A right-of-way is a type of easement granted or reserved over the land for transportations purposes.
RZEDB	Recovery Zone Economic Development Bond, a bond program authorized by ARRA to accelerate economic recovery within a specified geographic area.
Sixth Class Cities	Cities with population of 999 or less.

APPENDIX A
GLOSSARY OF BUDGET TERMS

SLO	State to Louisville transportation funding.
Special Purpose Capital Fund	The fund to account for acquisition of assets such as vehicles and data processing equipment.
Special Revenue Fund	Primarily federal and state grant money.
Strategic Plan	Six-year plan for accomplishing the goals and objectives of Metro Government.
TARC	<u>Transit Authority of the River City</u>
TIF	Tax Increment Financing
Unappropriated Balance	The balance by which revenues exceed expenditures.
USCG	<u>United States Coast Guard</u>
USDA	<u>United States Department of Agriculture</u>
USERRA	Uniformed Services Employment and Reemployment Rights Act relating to civilian job rights for current and former members of the US Armed Forces.
Value Added	The increased value of a product along different stages of manufacturing, marketing, or processing.
VAP	Vacant and Abandoned Properties.
WAN	Wide Area Network
WorldFest	One of the region's largest international festivals.